

Royal Bahamas Police Force

Creating Safer Communities



MID-YEAR 2021

NATIONWIDE CRIME STATISTICS

TABLE OF CONTENTS

Nationwide Crime Analysis Mid-Year 2021 vs 2020	3
Nationwide Crime Statistics Mid-Year 2021 vs 2020.....	5
Murder	6
Sexual Offences	8
Armed Robbery	9
Housebreakings.....	12
Stealing from Vehicle	14
Stolen Vehicle.....	16
New Providence District Reported Crime Statistics.....	18
New Providence District Divisional Breakdown	19
Airport Division Breakdown 2021 vs 2020 (NP).....	20
Cable Beach Division Breakdown 2021 vs 2020 (NP).....	21
Central Division Breakdown 2021 vs 2020 (NP).....	22
Eastern Division Breakdown 2021 vs 2020 (NP).....	23
FoxHill Division Breakdown 2021 vs 2020 (NP).....	24
Northeastern Division Breakdown 2021 vs 2020 (NP).....	25
Northwestern Division Breakdown 2021 vs 2020 (NP).....	26
Paradise Island Division Breakdown 2021 vs 2020 (NP).....	27
South Central Division Breakdown 2021 vs 2020 (NP).....	28
Southeastern Division Breakdown 2021 vs 2020 (NP).....	29
Southern Division Breakdown 2021 vs 2020 (NP).....	30
Southwestern Division Breakdown 2021 vs 2020 (NP).....	31
Western Division Breakdown 2021 vs 2020 (NP).....	32
Grand Bahama & Northern Bahamas District Reported Crime Statistics.....	33
Grand Bahama & Northern Bahamas District Divisional Breakdown.....	34
Airport Division Breakdown 2021 vs 2020 (GB & Northern Bahamas).....	35
Central Division Breakdown 2021 vs 2020 (GB & Northern Bahamas).....	36
Eight Mile Rock Division Breakdown 2021 vs 2020 (GB & Northern Bahamas).....	37
Northeastern Division Breakdown 2021 vs 2020 (GB & Northern Bahamas).....	38
Southwestern Division Breakdown 2021 vs 2020 (GB & Northern Bahamas).....	39
West-End Division Breakdown 2021 vs 2020 (GB & Northern Bahamas).....	40
Abaco Division Breakdown 2021 vs 2020 (GB & Northern Bahamas).....	41
Bimini Division Breakdown 2021 vs 2020 (GB & Northern Bahamas).....	42

Family Islands District Reported Crime Statistics.....	43
Family Islands District Divisional Breakdown.....	44
Acklins Division Breakdown 2021 vs 2020 (FI).....	45
Andros Division Breakdown 2021 vs 2020 (FI)	46
Berry Island Division Breakdown 2021 vs 2020 (FI).....	47
Cat Island Division Breakdown 2021 vs 2020 (FI).....	48
Eleuthera Division Breakdown 2021 vs 2020 (FI).....	49
Exuma Division Breakdown 2021 vs 2020 (FI).....	50
Inagua Division Breakdown 2021 vs 2020 (FI).....	51
Long Island Division Breakdown 2021 vs 2020 (FI).....	52
Mayaguana Division Breakdown 2021 vs 2020 (FI).....	53
San Salvador Division Breakdown 2021 vs 2020 (FI).....	54
Detection Rates - All Bahamas.....	55
Detection Rates - All Bahamas.....	56
Cybercrime	57
Crime Scene Investigation.....	57
Illegal Firearm Discovery and Seizure Demographics	58
Dangerous Drugs Discovery, Seizures and Arrests	59
Missing Persons	60
Emergency Powers Order (Breach).....	61
Other Police Activities.....	62
Complaints Against Police Officers	63
Fire Calls – All Bahamas	64
Miscellaneous Incidents.....	65
Domestic Related Cases	67
Gender Based Violence Matters	69
Police-Involved Shootings.....	70
Suicide Related Incidents	71
Drowning Incidents	72
Sudden Death - Natural Causes	73
Financial Crimes	74
Immigration Violations.....	76
Human Smuggling	77
Traffic Incidents.....	78
Training.....	79

Persons Arrested	81
Persons Charged	82
Court Case Disposition	84
Productivity Loss	85

Nationwide Crime Analysis
Mid-Year January to June
2021 vs 2020

Preliminary figures for Mid-Year 2021, indicate that major crimes decreased by 8% with 1,916 cases, compared to 2,087 over the same period in 2020. There were regional decreases in New Providence, Grand Bahama District and the Family Islands District at rates of 8%, 3% and 13%, respectively, compared to 2020.

Crimes against the person increased by 32%, with 425 incidents, compared to 322 in 2020. There was a 10% increase in New Providence, 4% increase in Grand Bahama and 43% decrease in the Family Islands. Property crimes decreased by 16%, with 1,491 incidents, compared to 1,765 in 2020. There were regional decreases across the board including a 17% decrease in New Providence, 5% decrease in Grand Bahama and a 16% decrease in the Family Islands.

Homicides increased by 62% with 60 incidents, compared to 37 over the same period in 2020. There were 55 murders in New Providence, 4 in Grand Bahama District and 1 in the Family Islands District, with an overall solvency rate of 55%. Victims between the ages of 18 and 35 represented 48% of all homicides. Homicides were more prevalent in the **Northeastern Division**, accounting for 22% of the overall total. Based on preliminary figures, homicides were more likely to occur on a Monday or Thursday than any other day of the week. Firearms were used in the commission of 51 homicides and fatal gunshot wounds remain the leading cause of death for homicides.

Armed robberies increased by 41% with 199 incidents, compared to 141 over the same period in 2020. Armed robberies were more prevalent in the **South-Central Division**, accounting for 24% of the overall total. Based on preliminary figures, armed robberies were more likely to occur on a Thursday than any other day of the week and these incidents peak at night between the hours of 7pm and 10pm. Most armed robberies occurred at business establishments, at the street level and at residences respectively. Firearms continue to be the weapon of choice for the commission of armed robberies. Males represented the highest percentage of victims at 60%, compared to female victims at 40%.

Robberies increased by 17% with 49 incidents, compared to 42 over the same period in 2020. Robberies were more prevalent in the **Central** and **Southwestern Divisions**, which accounted for a collective 33% of the overall total. Based on preliminary figures, robberies were more likely to occur on a Wednesday than any other day of the week and these incidents peak between the hours of 1pm and 8pm. Males represented the highest percentage of victims at 70%, compared to female victims at 30%.

Stolen vehicles increased by 32% with 150 incidents, compared to 114 over the same period in 2020. **Nissans** and **Hondas** were the most targeted vehicles of choice, representing 48% and 42% respectively of all vehicles stolen. Most vehicles were stolen from the owner's residence. Stolen vehicles were mostly reported in the **Southwestern Division**, accounting for 25% of the overall total. Twenty-seven percent of stolen vehicles were recovered.

Stealing from vehicles decreased by 45% with 310 incidents, compared to 561 over the same period in 2020. The most frequent items stolen included tools, cash, and personal effects. Nissan Notes were mostly targeted, with Honda Accords and Fits trending close behind. Based on preliminary figures, stealing from vehicles were more likely to occur on a Monday than any other day of the week. Stealing

from vehicles were mostly reported in the **Southwestern Division**, accounting for 16% of recorded matters.

Housebreakings decreased by 3% with 279 incidents, compared to 289 over the same period in 2020. **New Providence District** accounted for 176 or 63% of housebreakings, most of which occurred in the **Eastern Division** accounting for 13% of all cases. **Grand Bahama**, including **Abaco and Bimini**, accounted for 61 or 22% of housebreakings. The **Family Islands District** accounted for the remaining 42 or 15%, most of which occurred in Eleuthera with 15 incidents. Based on preliminary figures, housebreakings were more likely to occur on a Tuesday than any other day of the week.

Shopbreakings decreased by 32% with 199 incidents, compared to 291 over the same period in 2020. **New Providence District** accounted for 146 or 73% of shopbreakings, most of which occurred in the **Northeastern Division** with 33 incidents. **Grand Bahama**, including **Abaco and Bimini**, accounted for 19 or 10% of shopbreakings, most of which occurred in the **Southwestern Division** with 6 incidents. The **Family Islands District** accounted for the remaining 34 or 17%, most of which occurred in **Eleuthera** with 14 incidents. Based on preliminary figures, shopbreakings were more likely to occur on a Friday than any other day of the week.

For the period in review, a total of 152 **firearms** and 2,296 rounds of ammunition were discovered and seized throughout the Commonwealth of The Bahamas. As a result, 126 persons were charged with possession of illegal firearms. Additionally, **ShotSpotter** detected 317 gunshot incidents, consisting of 215 multiple shots, 71 single shots and 31 probable shots, totaling 1,410 rounds discharged.

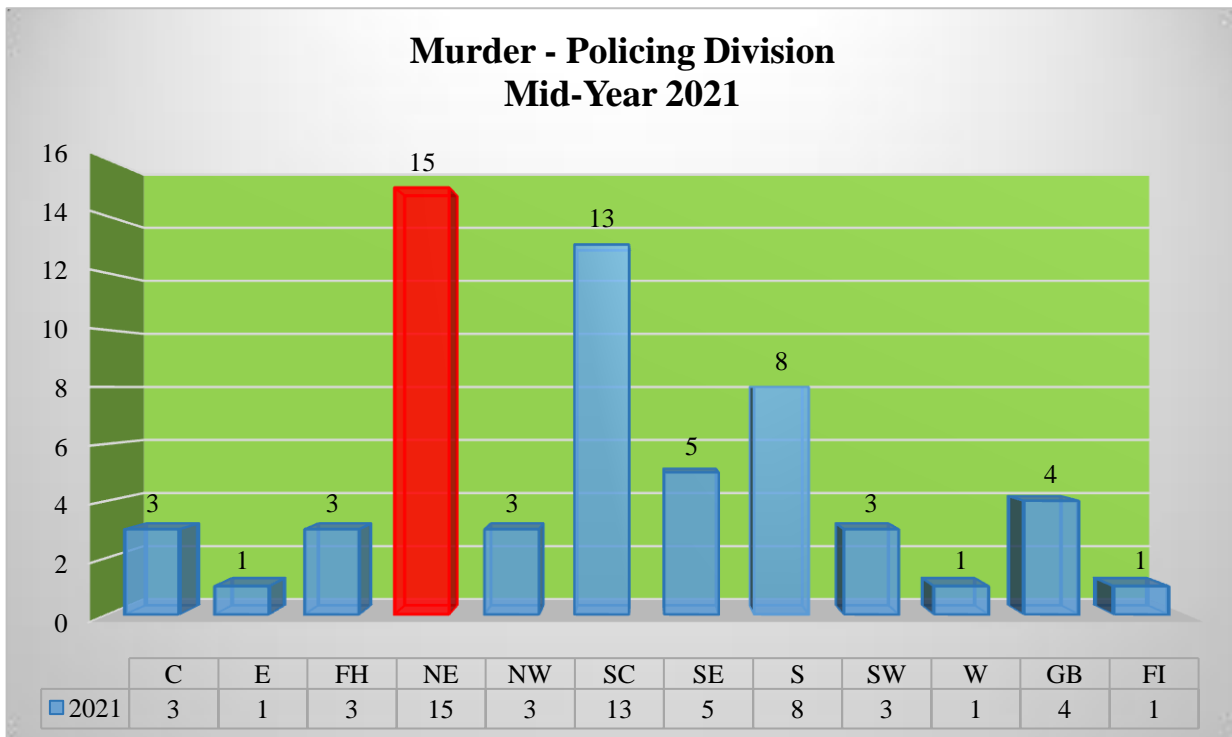
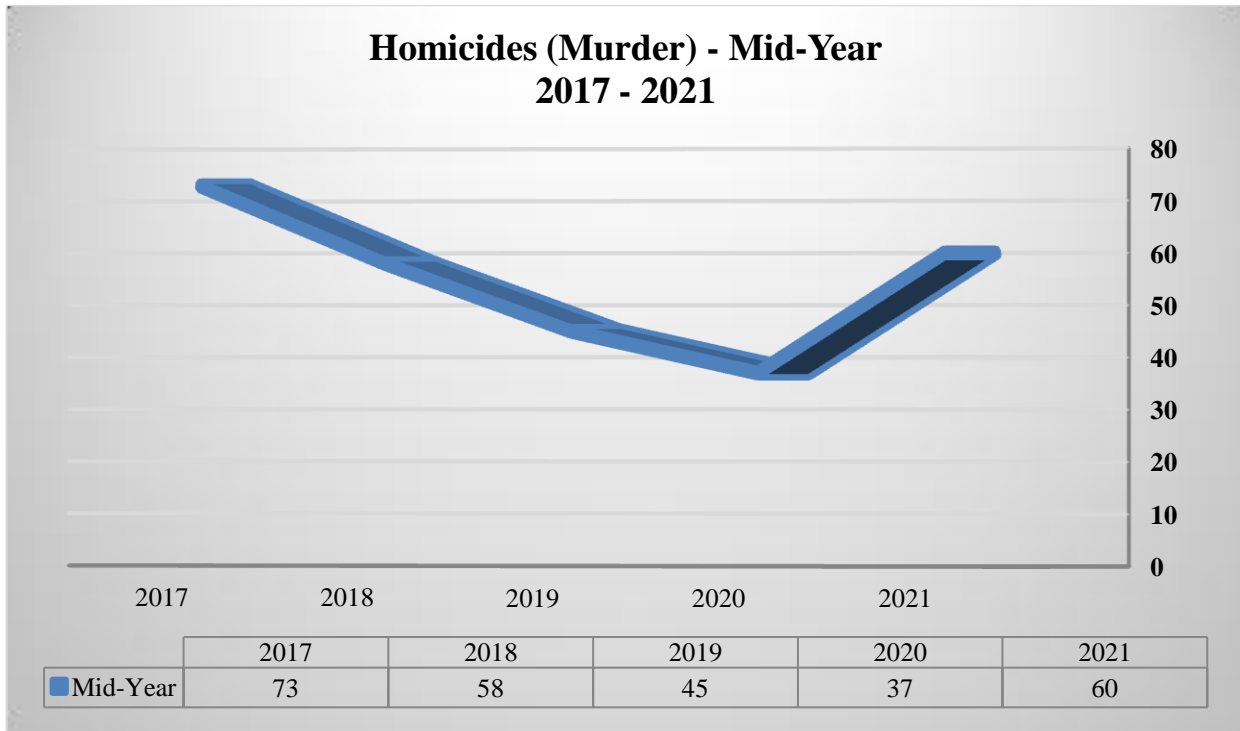
There were 2,540 breaches to the Emergency Powers Order, including 741 curfew violations and 786 other breaches. The Force also responded to 29 Covid 19 calls for assistance. Furthermore, officers of the Royal Bahamas Police Force conducted 12,896 field check patrols, 472 road checks and executed 436 warrants of arrest throughout the Commonwealth of The Bahamas. As a result of these efforts, 9,353 persons were arrested, and 4,493 suspects were charged before the Court. This figure represents an overall 48% detection rate for major and minor crimes. There were 1,484 convictions in the Magistrates Court and 13 acquittals. Three hundred, twenty-two matters were discharged and 147 matters were withdrawn by the virtual complainant.

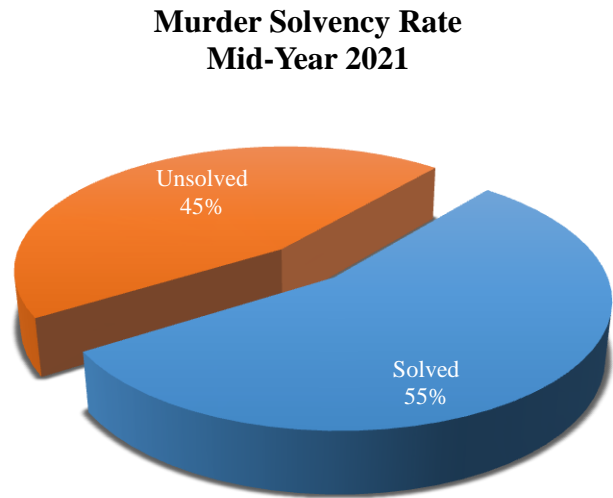
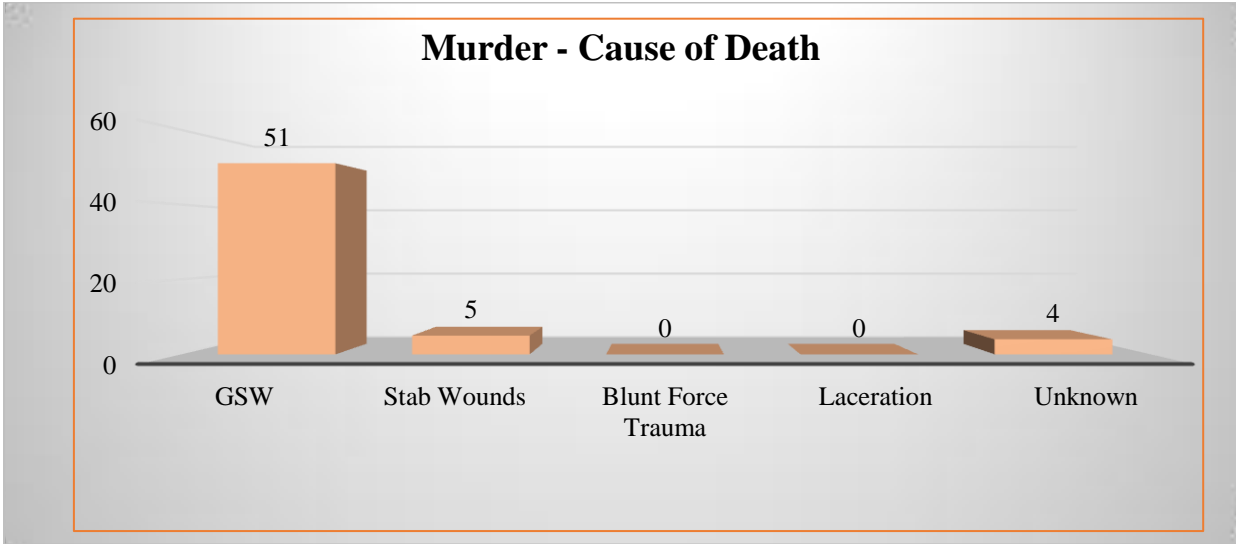
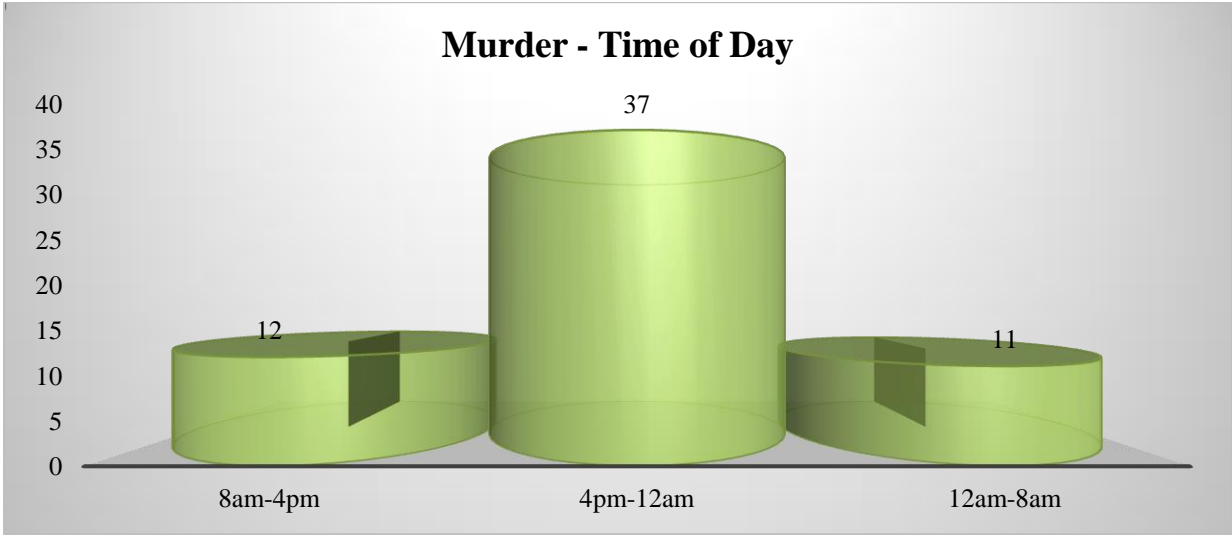
Nationwide Crime Statistics
Mid-Year
2021 vs 2020

Crimes Against the Person	2021	2020	% CHANGE
Murder	60	37	62
Attempted Murder	11	7	57
Manslaughter	1	1	0
Rape	27	20	35
Attempted Rape	3	5	-40
Unlawful Sexual Intercourse	66	62	6
Armed Robbery	199	141	41
Robbery	49	42	17
Attempted Robbery	9	7	29
Sub-Total	425	322	32
Crimes Against the Property	2021	2020	% CHANGE
Burglary	50	72	-31
Housebreaking	279	289	-3
Shopbreaking	199	291	-32
Stealing	503	438	15
Stealing from Vehicle	310	561	-45
Stolen Vehicle	150	114	32
Sub-Total	1491	1765	-16
Total	1916	2087	-8

Murder

For the period in review, murders increased by 62% with 60 cases compared to 37 over the same period in 2020.

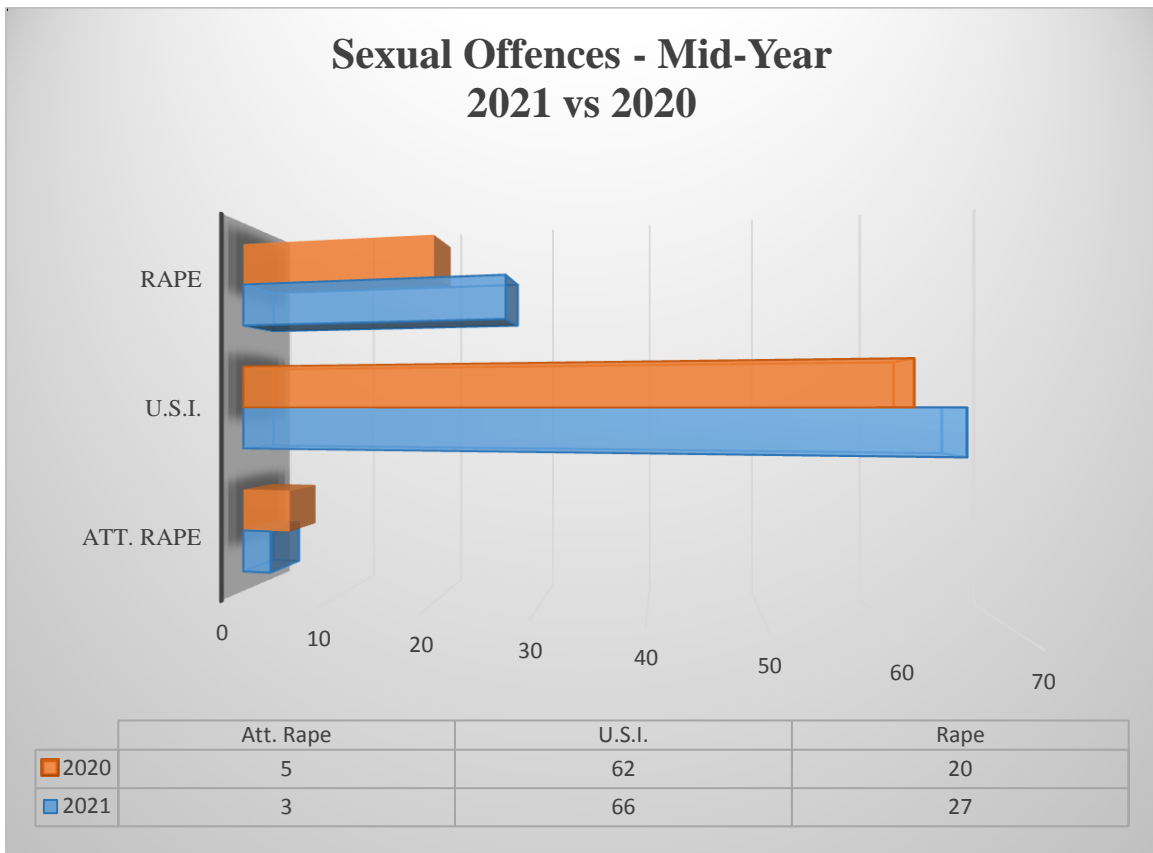




N.B. These are preliminary figures and are subject to change. Research and Policy Branch, RBPF.

Sexual Offences

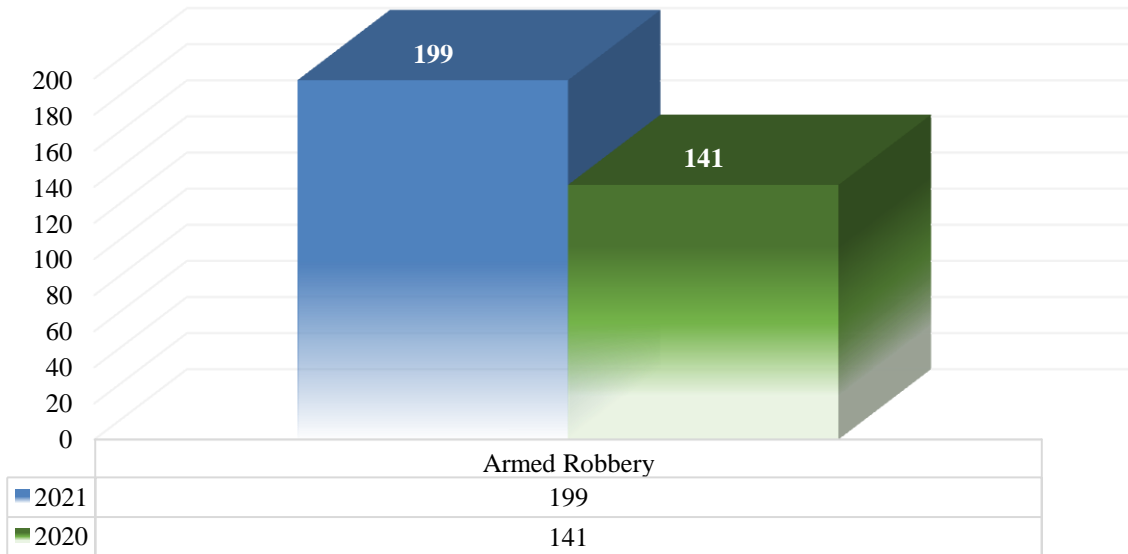
For the period in review, sexual offences reports increased by 10% with 96 incidents, compared to 87 over the same period in 2020. These offences include rape, unlawful sexual intercourse and attempted rape. (N.B. Unlawful sexual intercourse includes incest).



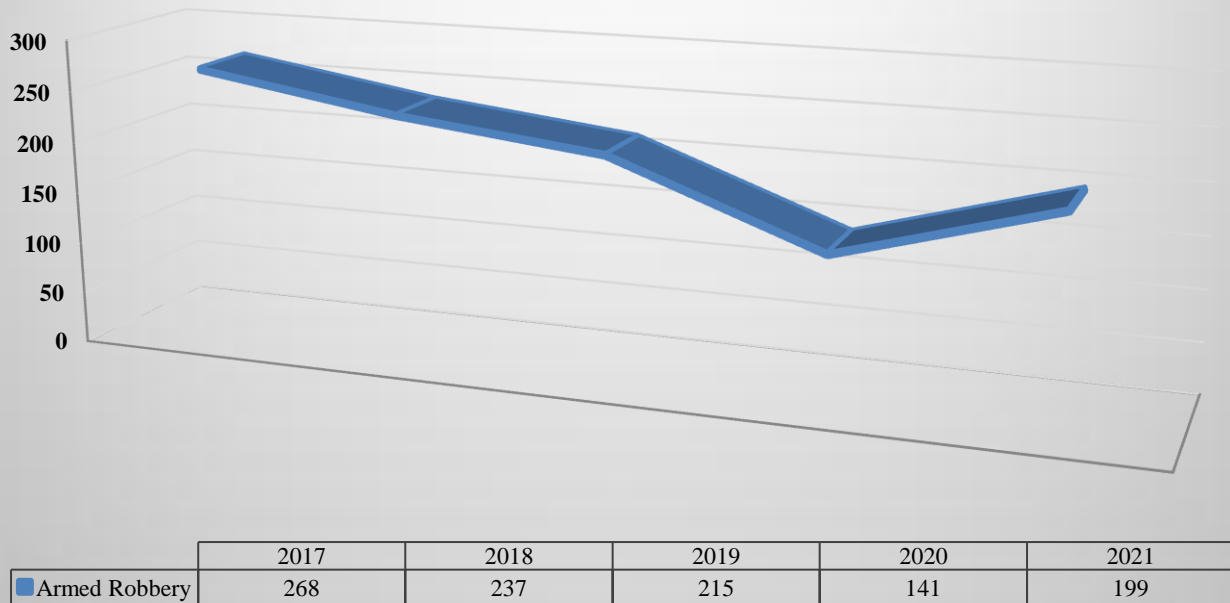
Armed Robbery

For the period in review, armed robberies increased by 41% with 199 incidents, compared to 141 in 2020.

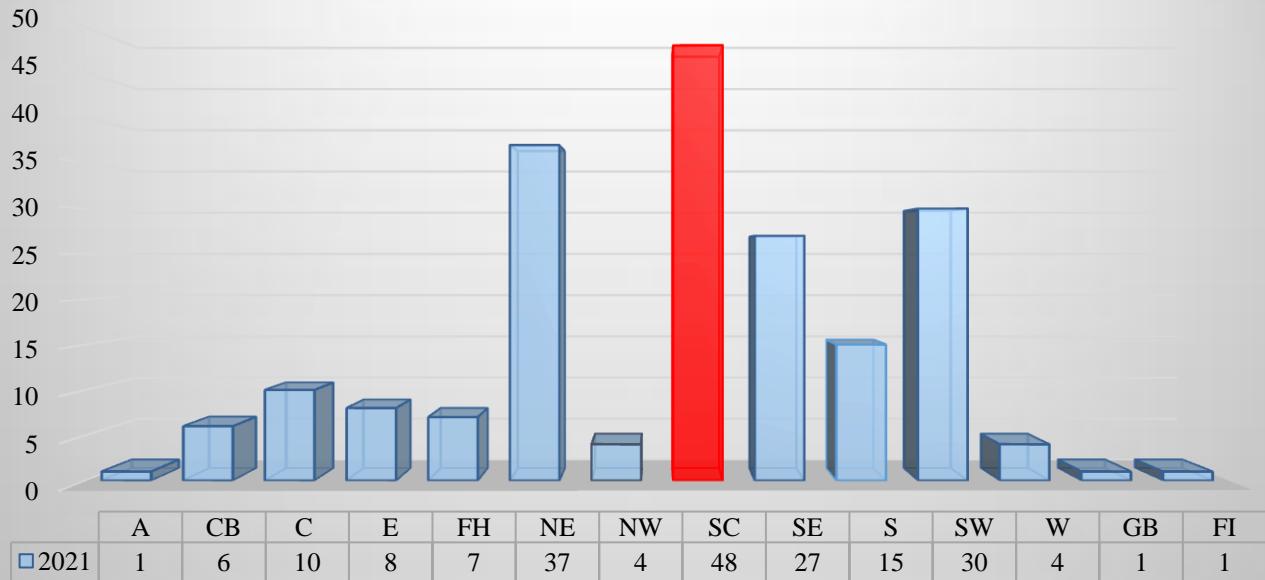
Armed Robbery - Mid-Year 2021 vs 2020



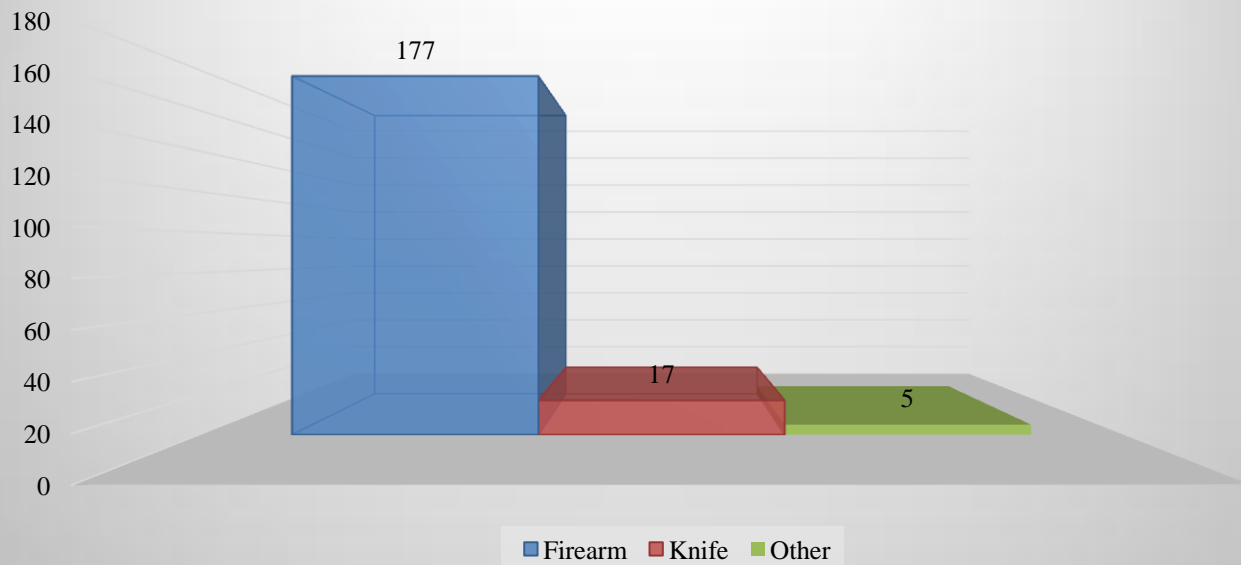
Armed Robbery - Mid-Year 2017 - 2021

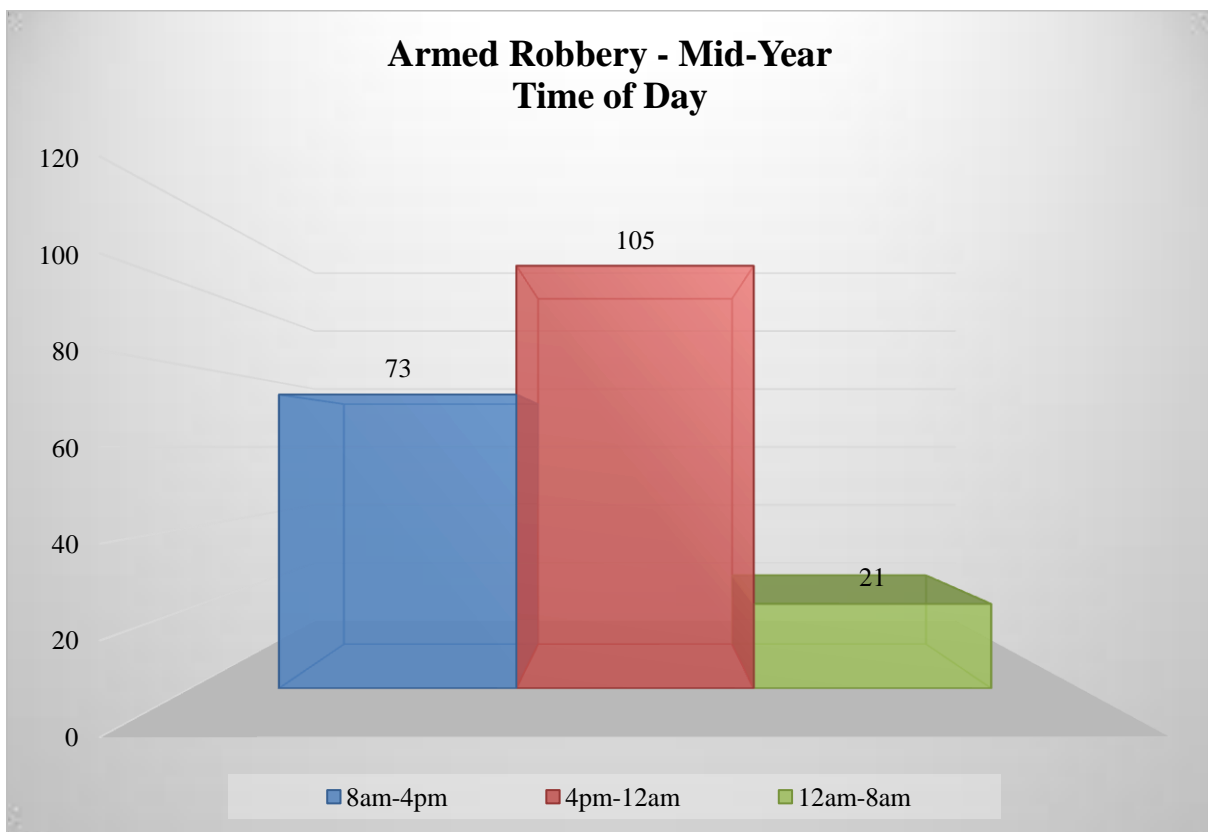
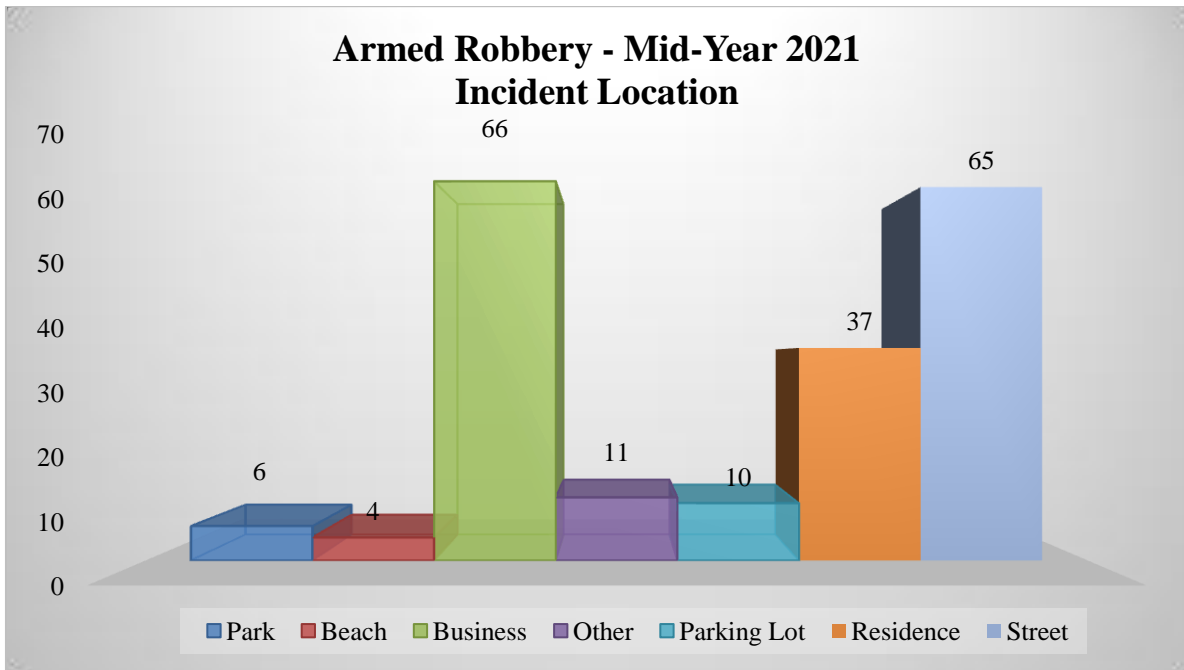


Armed Robbery - Police Division Mid-Year 2021



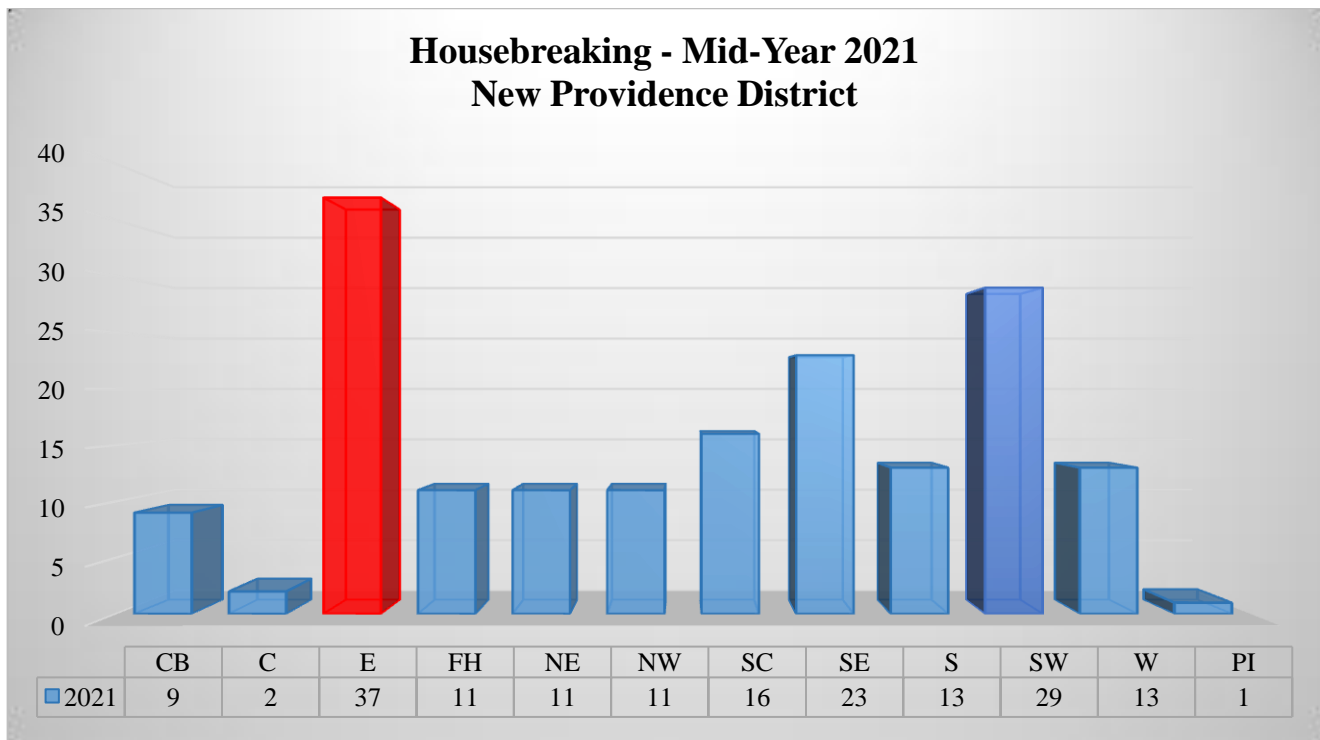
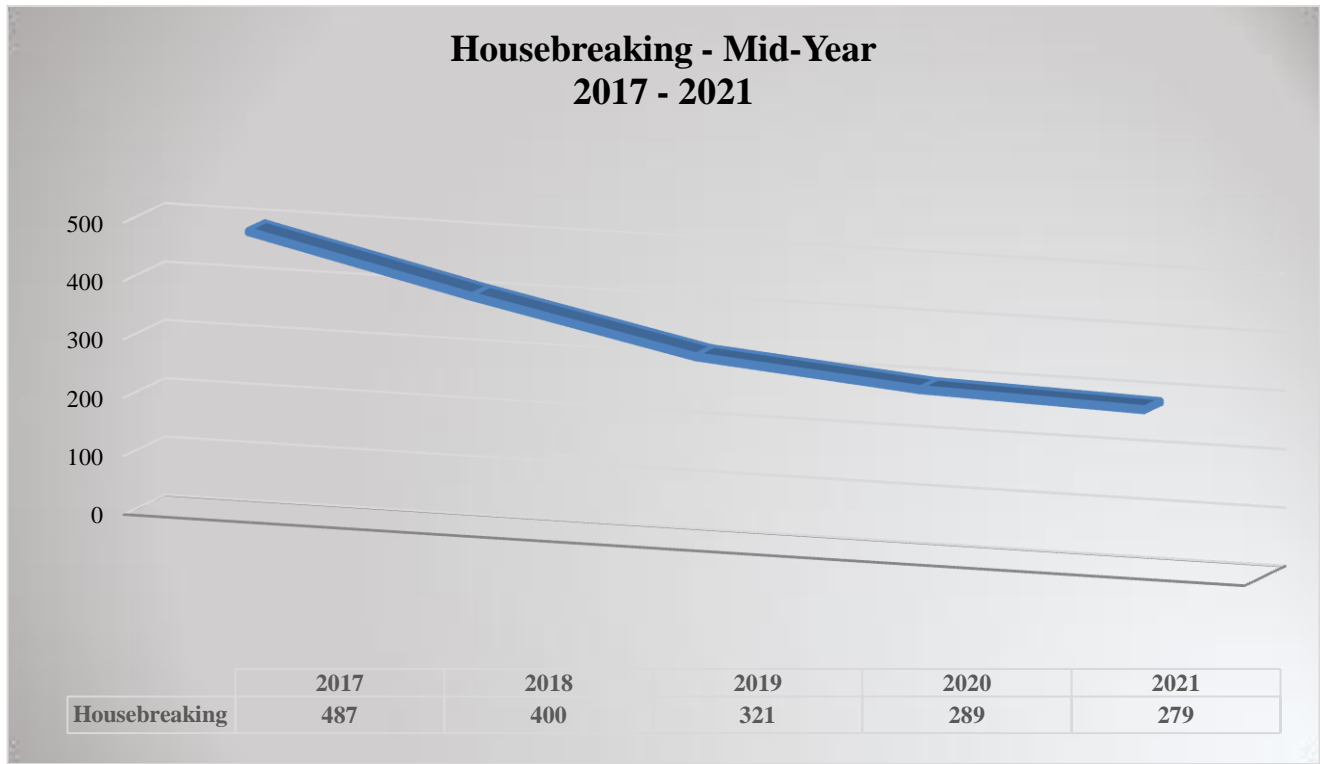
Armed Robbery - Weapon Used Mid-Year 2021



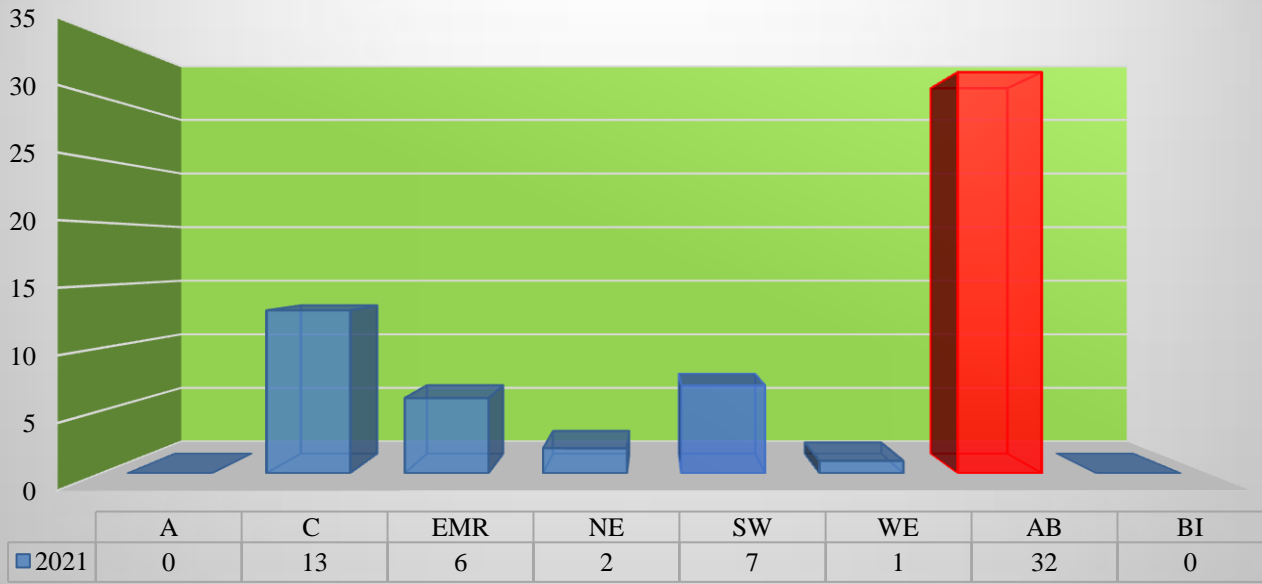


Housebreakings

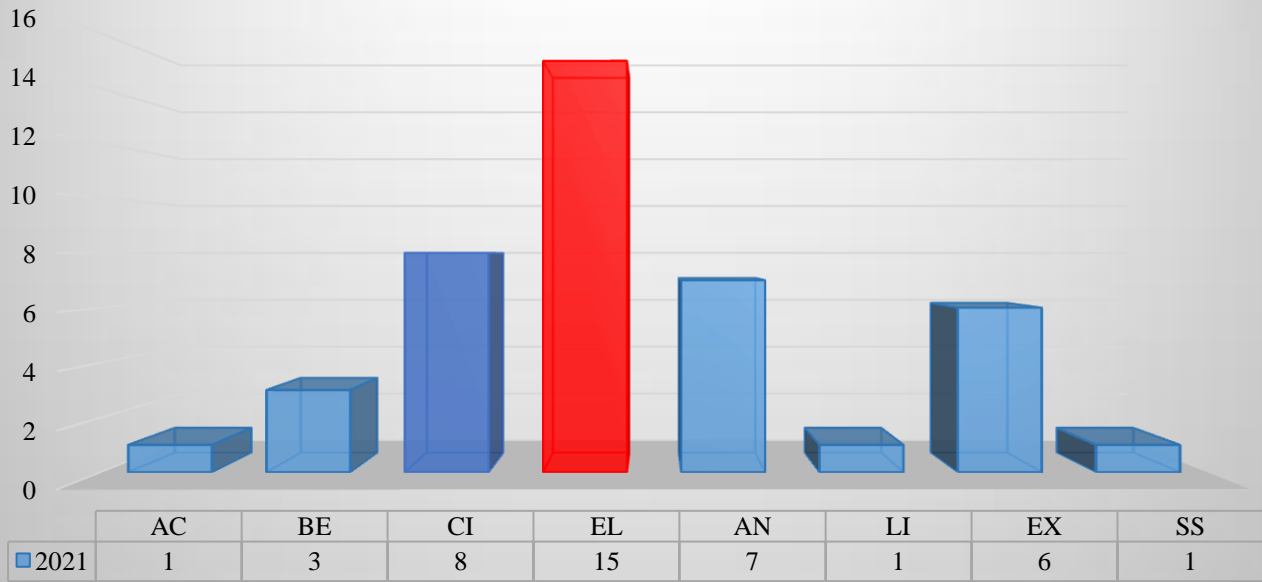
For period in review, housebreakings decreased by 3% with 279 incidents, compared to 289 over the same period in 2020. Based on preliminary figures, housebreakings were more likely to occur on a Monday than any other day of the week.



Housebreaking - Mid-Year 2021 Grand Bahama District

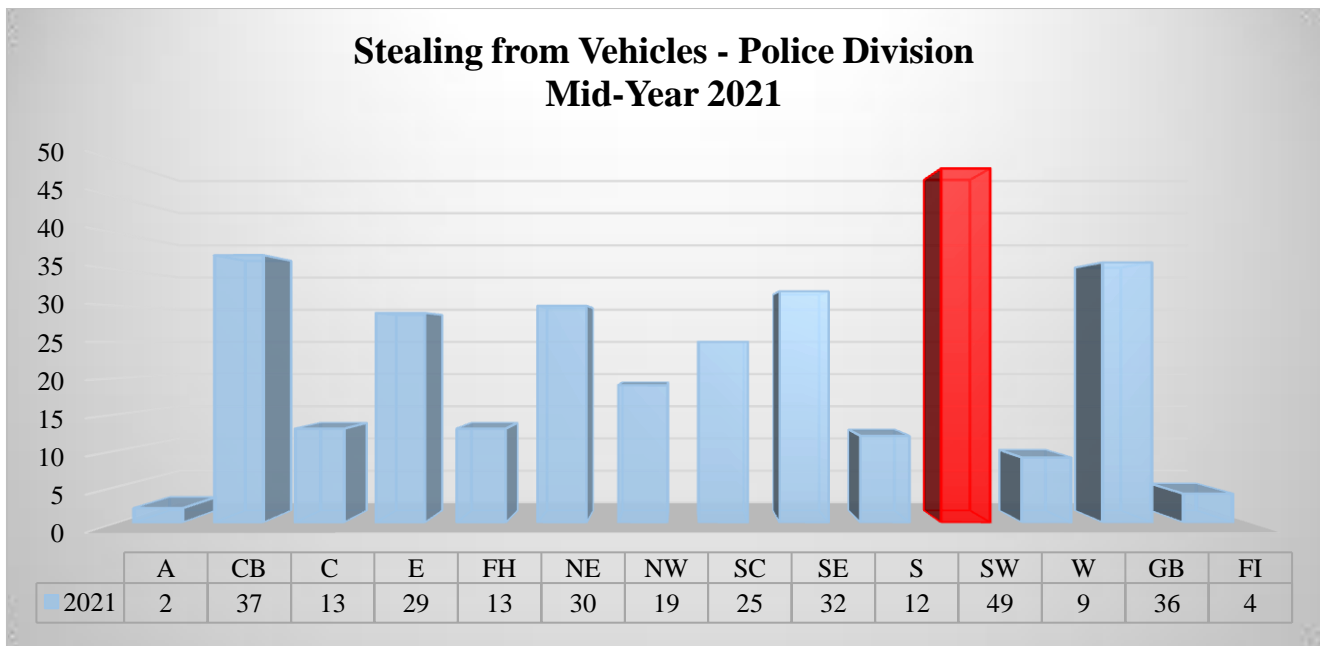
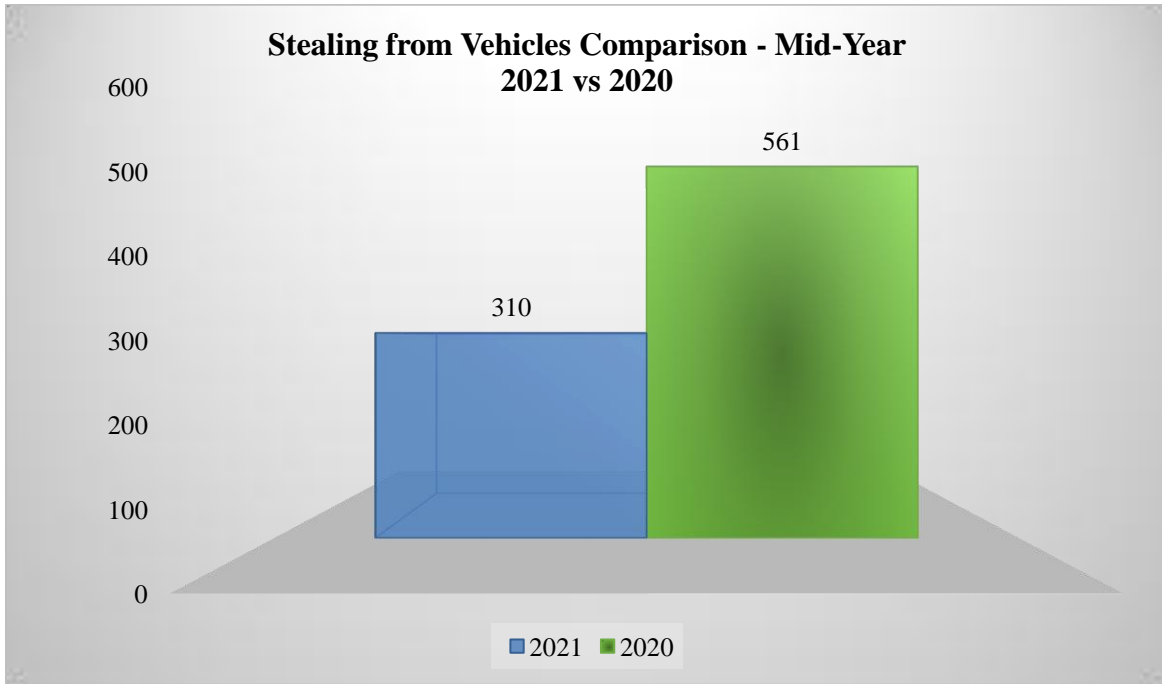


Housebreaking - Mid-Year 2021 Family Islands District

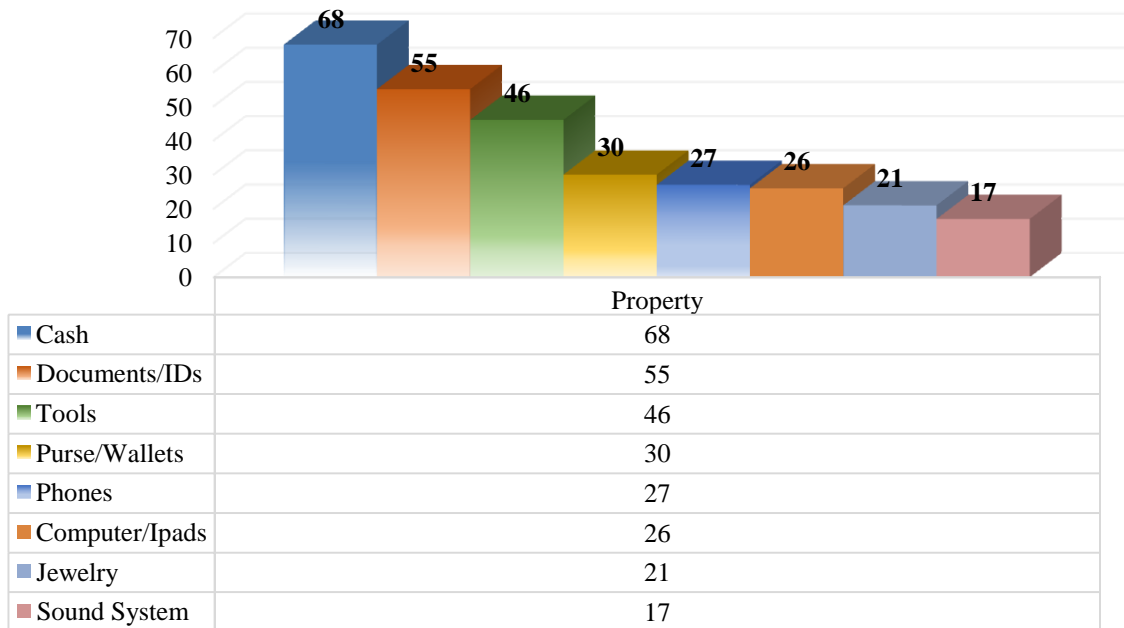


Stealing from Vehicle

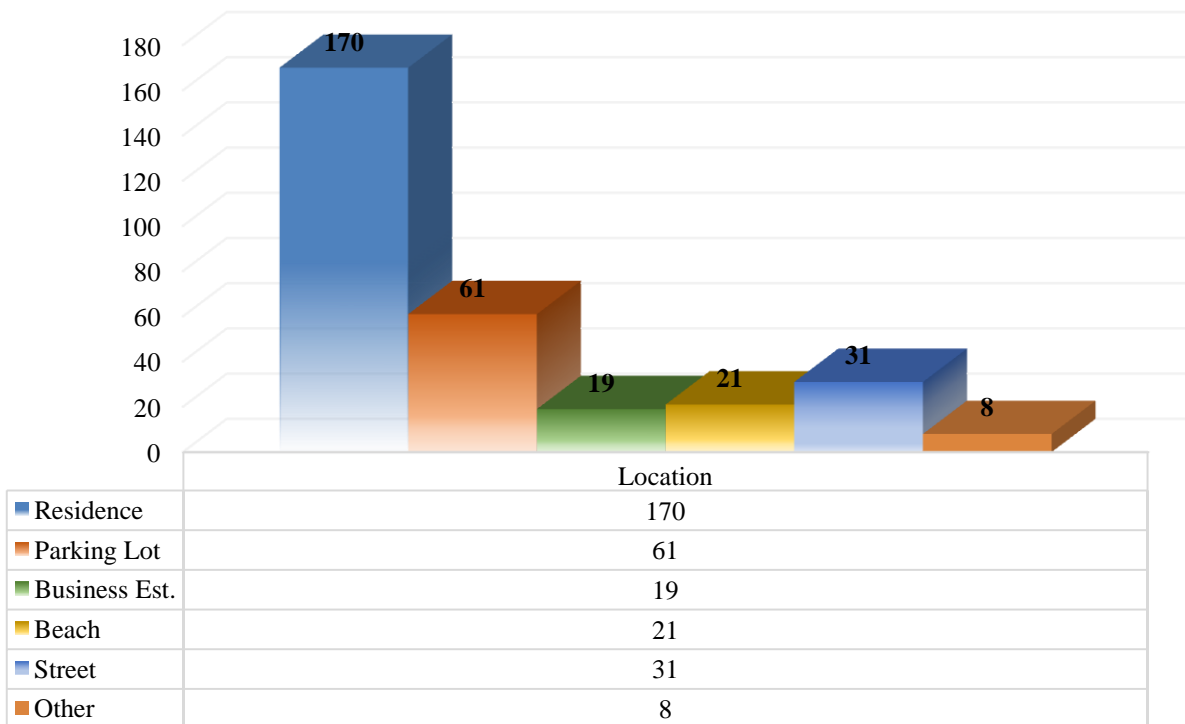
For the period in review, stealing from a vehicle decreased by 45% with 310 incidents, compared to 561 over the same period in 2020. Items of choice stolen from vehicles mostly consisted of tools, documents and cash. Residences were the most targeted areas for this crime representing 55% of stealing incidents. Stealing from vehicles mostly occurred with the South Western Division.



Stealing from Vehicle - Items Stolen Mid-Year 2021



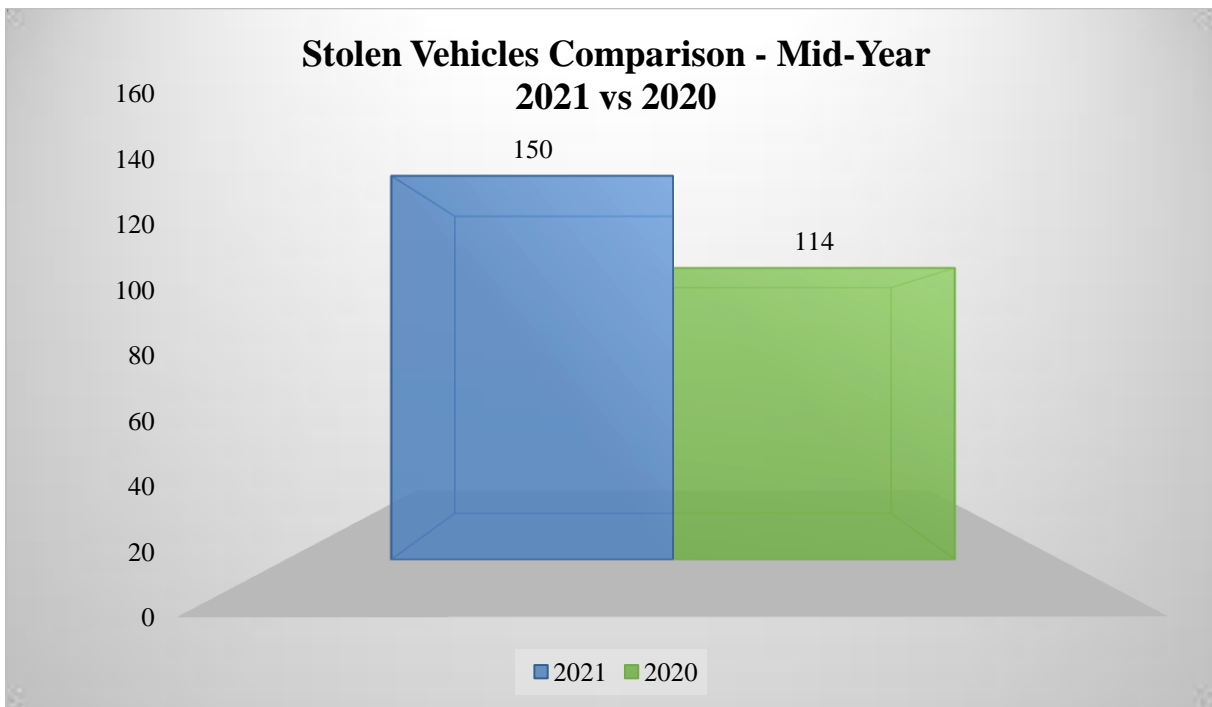
Stealing from Vehicle - Location Type Mid-Year 2021



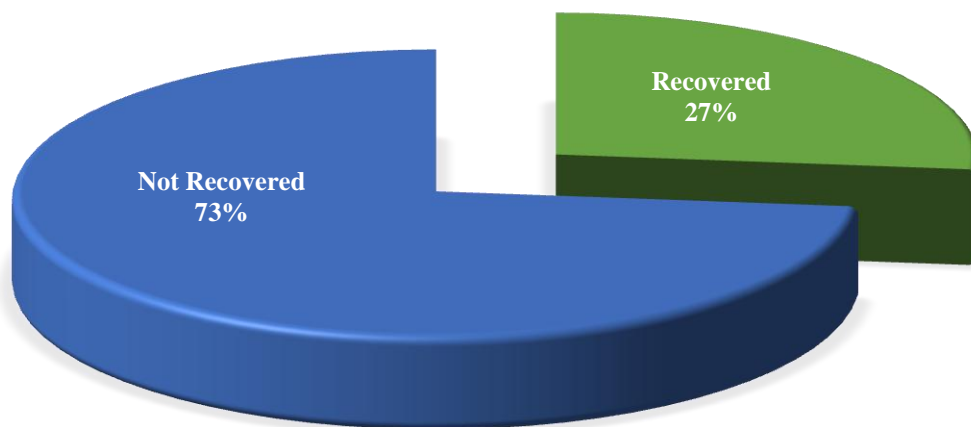
N.B. These are preliminary figures and are subject to change. Research and Policy Branch, RBPF.

Stolen Vehicle

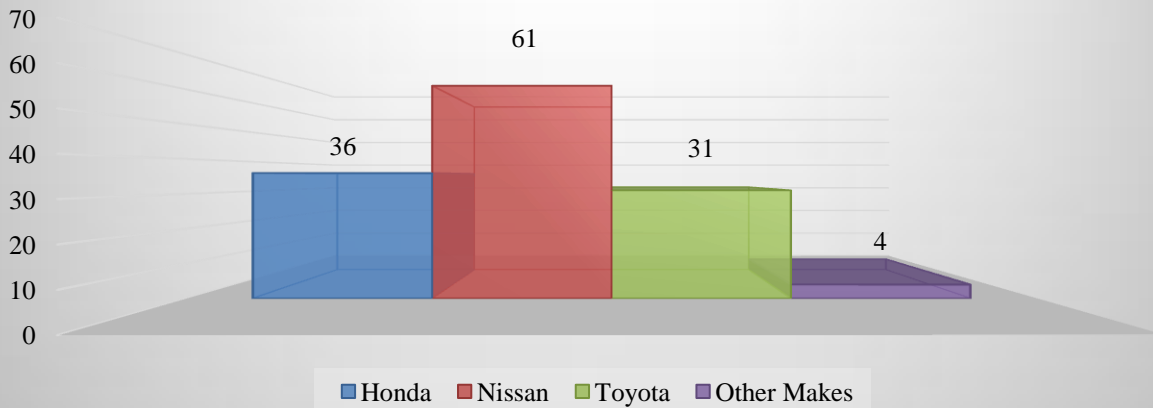
For the period in review, stolen vehicles increased by 32% with 150 incidents, compared to 114 over the same period in 2020. Twenty-seven percent of stolen vehicles were recovered.



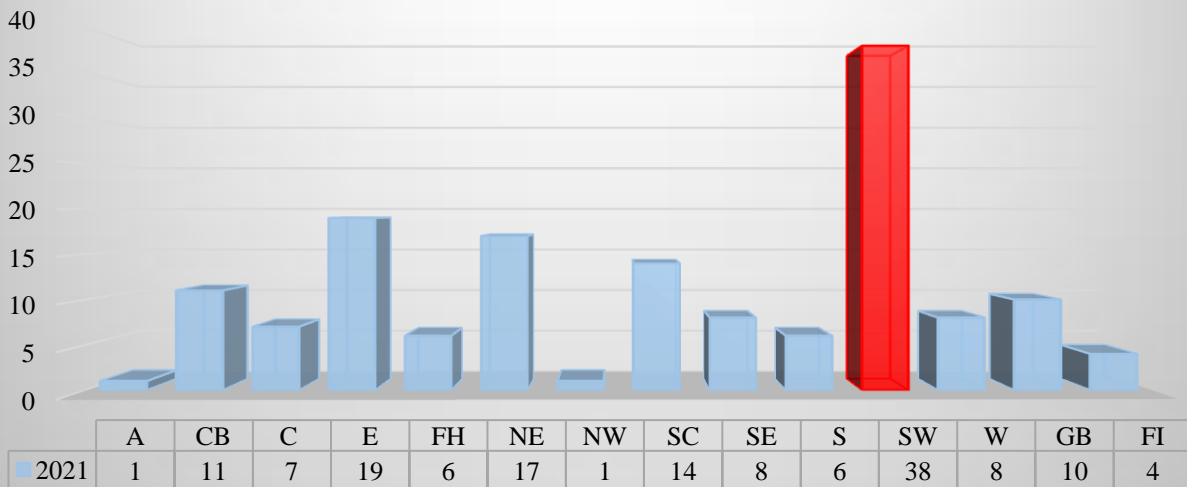
Stolen Vehicles Recovered Mid-Year 2021



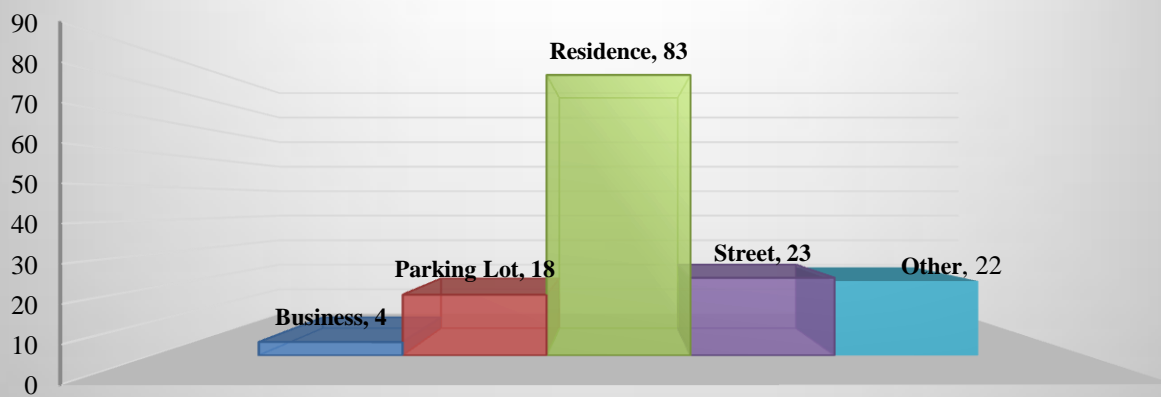
Stolen Vehicles - Make Mid-Year 2021



Stolen Vehicles - Police Division Mid-Year 2021



Stolen Vehicles - Incident Location Mid-Year 2021



N.B. These are preliminary figures and are subject to change. Research and Policy Branch, RBPF.

**National Reported Crimes
New Providence District
Mid-Year
2021 vs 2020**

Crimes Against the Person	2021	2020	% CHANGE
Murder	55	25	120
Attempted Murder	10	3	233
Manslaughter	1	0	100
Rape	22	16	38
Attempted Rape	1	5	-80
Unlawful Sexual Intercourse	50	45	11
Armed Robbery	197	137	44
Robbery	43	39	10
Attempted Robbery	7	6	17
Sub-Total	386	276	40
Crimes Against the Property	2021	2020	Total
Burglary	40	69	-42
Housebreaking	176	169	4
Shopbreaking	146	212	-31
Stealing	376	304	24
Stealing from Vehicle	270	518	-48
Stolen Vehicle	136	108	26
Sub-Total	1144	1380	-17
Total	1530	1656	-8

**National Reported Crimes
New Providence District Breakdown
Mid-Year 2021**

Crimes Against the Person	A	CB	C	E	FH	NE	NW	PI	SC	SE	S	SW	W	Total
Murder	0	0	3	1	3	15	3	0	13	5	8	3	1	55
Attempted Murder	0	0	0	2	1	0	1	0	3	2	0	1	0	10
Manslaughter	0	0	0	0	0	0	0	0	0	0	1	0	0	1
Rape	0	0	2	0	0	0	1	2	3	4	2	5	3	22
Attempted Rape	0	0	0	0	0	0	0	0	1	0	0	0	0	1
Unlawful Sex	0	2	2	6	1	7	0	0	5	10	3	14	0	50
Armed Robbery	1	6	10	8	7	37	4	0	48	27	15	30	4	197
Robbery	0	0	8	2	1	7	2	0	7	2	3	8	3	43
Attempted Robbery	0	1	0	0	0	0	0	0	2	0	1	2	1	7
Sub Total	1	9	25	19	13	66	11	2	82	50	33	63	12	386
Crimes Against the Property	A	CB	C	E	FH	NE	NW	PI	SC	SE	S	SW	W	Total
Burglary	0	7	2	3	3	3	4	1	7	2	2	6	0	40
Housebreaking	0	9	2	37	11	11	11	1	16	23	13	29	13	176
Shopbreaking	0	2	14	7	5	33	11	0	15	20	13	22	4	146
Stealing	2	25	24	45	15	26	11	17	33	36	27	87	28	376
Stealing from Vehicle	2	37	13	29	13	30	19	0	25	32	12	49	9	270
Stolen Vehicle	1	11	7	19	6	17	1	0	14	8	6	38	8	136
Sub Total	5	91	62	140	53	120	57	19	110	121	73	231	62	1144
TOTAL	6	100	87	159	66	186	68	21	192	171	106	294	74	1530

**National Reported Crimes
New Providence District
Airport Division
Mid-Year
2021 vs 2020**

Crimes Against the Person	2021	2020	% CHANGE
Murder	0	0	0
Attempted Murder	0	0	0
Manslaughter	0	0	0
Rape	0	0	0
Attempted Rape	0	0	0
Unlawful Sexual Intercourse	0	0	0
Armed Robbery	1	0	100
Robbery	0	0	0
Attempted Robbery	0	0	0
Sub-Total	1	0	100
Crimes Against the Property	2021	2020	Total
Burglary	0	0	0
Housebreaking	0	0	0
Shopbreaking	0	0	0
Stealing	2	2	0
Stealing from Vehicle	2	1	100
Stolen Vehicle	1	0	100
Sub-Total	5	3	67
Total	6	3	100

**National Reported Crimes
New Providence District
Cable Beach Division
Mid-Year
2021 vs 2020**

Crimes Against the Person	2021	2020	% CHANGE
Murder	0	0	0
Attempted Murder	0	0	0
Manslaughter	0	0	0
Rape	0	0	0
Attempted Rape	0	1	-100
Unlawful Sexual Intercourse	2	0	100
Armed Robbery	6	1	500
Robbery	0	1	-100
Attempted Robbery	1	0	100
Sub-Total	9	3	200
Crimes Against the Property	2021	2020	Total
Burglary	7	5	40
Housebreaking	9	22	-59
Shopbreaking	2	2	0
Stealing	25	12	108
Stealing from Vehicle	37	20	85
Stolen Vehicle	11	8	38
Sub-Total	91	69	32
Total	100	72	39

**National Reported Crimes
New Providence District
Central Division
Mid-Year
2021 vs 2020**

Crimes Against the Person	2021	2020	% CHANGE
Murder	3	2	50
Attempted Murder	0	0	0
Manslaughter	0	0	0
Rape	2	1	100
Attempted Rape	0	1	-100
Unlawful Sexual Intercourse	2	4	-50
Armed Robbery	10	8	25
Robbery	8	1	700
Attempted Robbery	0	2	-100
Sub-Total	25	19	32
Crimes Against the Property	2021	2020	Total
Burglary	2	3	-33
Housebreaking	2	7	-71
Shopbreaking	14	19	-26
Stealing	24	25	-4
Stealing from Vehicle	13	45	-71
Stolen Vehicle	7	8	-13
Sub-Total	62	107	-42
Total	87	126	-31

**National Reported Crimes
New Providence District
Eastern Division
Mid-Year
2021 vs 2020**

Crimes Against the Person	2021	2020	% CHANGE
Murder	1	1	0
Attempted Murder	2	0	100
Manslaughter	0	0	0
Rape	0	0	0
Attempted Rape	0	0	0
Unlawful Sexual Intercourse	6	2	200
Armed Robbery	8	17	-53
Robbery	2	2	0
Attempted Robbery	0	0	0
Sub-Total	19	22	-14
Crimes Against the Property	2021	2020	Total
Burglary	3	7	-57
Housebreaking	37	22	68
Shopbreaking	7	4	75
Stealing	45	25	80
Stealing from Vehicle	29	48	-40
Stolen Vehicle	19	9	111
Sub-Total	140	115	22
Total	159	137	16

**National Reported Crimes
New Providence District
Fox Hill Division
Mid-Year
2021 vs 2020**

Crimes Against the Person	2021	2020	% CHANGE
Murder	3	1	200
Attempted Murder	1	1	0
Manslaughter	0	0	0
Rape	0	0	0
Attempted Rape	0	0	0
Unlawful Sexual Intercourse	1	0	100
Armed Robbery	7	5	40
Robbery	1	3	-67
Attempted Robbery	0	0	0
Sub-Total	13	10	30
Crimes Against the Property	2021	2020	Total
Burglary	3	3	0
Housebreaking	11	8	38
Shopbreaking	5	6	-17
Stealing	15	12	25
Stealing from Vehicle	13	18	-28
Stolen Vehicle	6	2	200
Sub-Total	53	49	8
Total	66	59	12

**National Reported Crimes
New Providence District
Northeastern Division
Mid-Year
2021 vs 2020**

Crimes Against the Person	2021	2020	% CHANGE
Murder	15	1	1400
Attempted Murder	0	0	0
Manslaughter	0	0	0
Rape	0	1	-100
Attempted Rape	0	0	0
Unlawful Sexual Intercourse	7	6	17
Armed Robbery	37	20	85
Robbery	7	12	-42
Attempted Robbery	0	3	-100
Sub-Total	66	43	53
Crimes Against the Property	2021	2020	Total
Burglary	3	10	-70
Housebreaking	11	14	-21
Shopbreaking	33	33	0
Stealing	26	38	-32
Stealing from Vehicle	30	67	-55
Stolen Vehicle	17	7	143
Sub-Total	120	169	-29
Total	186	212	-12

**National Reported Crimes
New Providence District
Northwestern Division
Mid-Year
2021 vs 2020**

Crimes Against the Person	2021	2020	% CHANGE
Murder	3	2	50
Attempted Murder	1	0	100
Manslaughter	0	0	0
Rape	1	1	0
Attempted Rape	0	0	0
Unlawful Sexual Intercourse	0	1	-100
Armed Robbery	4	5	-20
Robbery	2	4	-50
Attempted Robbery	0	0	0
Sub-Total	11	13	-15
Crimes Against the Property	2021	2020	Total
Burglary	4	4	0
Housebreaking	11	8	38
Shopbreaking	11	10	10
Stealing	11	19	-42
Stealing from Vehicle	19	24	-21
Stolen Vehicle	1	12	-92
Sub-Total	57	77	-26
Total	68	90	-24

**National Reported Crimes
New Providence District
Paradise Island Division
Mid-Year
2021 vs 2020**

Crimes Against the Person	2021	2020	% CHANGE
Murder	0	0	0
Attempted Murder	0	0	0
Manslaughter	0	0	0
Rape	2	0	100
Attempted Rape	0	0	0
Unlawful Sexual Intercourse	0	0	0
Armed Robbery	0	0	0
Robbery	0	0	0
Attempted Robbery	0	0	0
Sub-Total	2	0	100
Crimes Against the Property	2021	2020	Total
Burglary	1	0	100
Housebreaking	1	1	0
Shopbreaking	0	0	0
Stealing	17	9	89
Stealing from Vehicle	0	0	0
Stolen Vehicle	0	1	-100
Sub-Total	19	11	73
Total	21	11	91

**National Reported Crimes
New Providence District
South Central Division
Mid-Year
2021 vs 2020**

Crimes Against the Person	2021	2020	% CHANGE
Murder	13	5	160
Attempted Murder	3	2	50
Manslaughter	0	0	0
Rape	3	0	100
Attempted Rape	1	0	100
Unlawful Sexual Intercourse	5	5	0
Armed Robbery	48	19	153
Robbery	7	8	-13
Attempted Robbery	2	0	100
Sub-Total	82	39	110
Crimes Against the Property	2021	2020	Total
Burglary	7	4	75
Housebreaking	16	13	23
Shopbreaking	15	33	-55
Stealing	33	28	18
Stealing from Vehicle	25	57	-56
Stolen Vehicle	14	12	17
Sub-Total	110	147	-25
Total	192	186	3

**National Reported Crimes
New Providence District
Southeastern Division
Mid-Year
2021 vs 2020**

Crimes Against the Person	2021	2020	% CHANGE
Murder	5	2	150
Attempted Murder	2	0	100
Manslaughter	0	0	0
Rape	4	4	0
Attempted Rape	0	0	0
Unlawful Sexual Intercourse	10	9	11
Armed Robbery	27	33	-18
Robbery	2	3	-33
Attempted Robbery	0	0	0
Sub-Total	50	51	-2
Crimes Against the Property	2021	2020	Total
Burglary	2	5	-60
Housebreaking	23	18	28
Shopbreaking	20	33	-39
Stealing	36	37	-3
Stealing from Vehicle	32	129	-75
Stolen Vehicle	8	17	-53
Sub-Total	121	239	-49
Total	171	290	-41

**National Reported Crimes
New Providence District
Southern Division
Mid-Year
2021 vs 2020**

Crimes Against the Person	2021	2020	% CHANGE
Murder	8	3	167
Attempted Murder	0	0	0
Manslaughter	1	0	100
Rape	2	0	100
Attempted Rape	0	2	-100
Unlawful Sexual Intercourse	3	4	-25
Armed Robbery	15	7	114
Robbery	3	1	200
Attempted Robbery	1	1	0
Sub-Total	33	18	83
Crimes Against the Property	2021	2020	Total
Burglary	2	6	-67
Housebreaking	13	11	18
Shopbreaking	13	11	18
Stealing	27	27	0
Stealing from Vehicle	12	29	-59
Stolen Vehicle	6	3	100
Sub-Total	73	87	-16
Total	106	105	1

**National Reported Crimes
New Providence District
Southwestern Division
Mid-Year
2021 vs 2020**

Crimes Against the Person	2021	2020	% CHANGE
Murder	3	7	-57
Attempted Murder	1	0	100
Manslaughter	0	0	0
Rape	5	6	-17
Attempted Rape	0	1	-100
Unlawful Sexual Intercourse	14	11	27
Armed Robbery	30	16	88
Robbery	8	3	167
Attempted Robbery	2	0	100
Sub-Total	63	44	43
Crimes Against the Property	2021	2020	Total
Burglary	6	6	0
Housebreaking	29	19	53
Shopbreaking	22	37	-41
Stealing	87	49	78
Stealing from Vehicle	49	68	-28
Stolen Vehicle	38	23	65
Sub-Total	231	202	14
Total	294	246	20

**National Reported Crimes
New Providence District
Western Division
Mid-Year
2021 vs 2020**

Crimes Against the Person	2021	2020	% CHANGE
Murder	1	1	0
Attempted Murder	0	0	0
Manslaughter	0	0	0
Rape	3	3	0
Attempted Rape	0	0	0
Unlawful Sexual Intercourse	0	3	-100
Armed Robbery	4	6	-33
Robbery	3	1	200
Attempted Robbery	1	0	100
Sub-Total	12	14	-14
Crimes Against the Property	2021	2020	Total
Burglary	0	16	-100
Housebreaking	13	26	-50
Shopbreaking	4	24	-83
Stealing	28	21	33
Stealing from Vehicle	9	12	-25
Stolen Vehicle	8	6	33
Sub-Total	62	105	-41
Total	74	119	-38

**National Reported Crimes
Grand Bahama & Northern Bahamas District (Abaco & Bimini)
Mid-Year
2021 vs 2020**

Crimes Against the Person	2021	2020	% CHANGE
Murder	4	9	-55
Attempted Murder	0	3	-100
Manslaughter	0	0	0
Rape	2	4	-50
Attempted Rape	1	0	100
Unlawful Sexual Intercourse	12	4	200
Armed Robbery	1	4	-75
Robbery	6	1	500
Attempted Robbery	1	0	100
Sub-Total	27	25	8
Crimes Against the Property	2021	2020	Total
Burglary	4	3	33
Housebreaking	61	58	5
Shopbreaking	19	39	-51
Stealing	72	78	-8
Stealing from Vehicle	36	29	24
Stolen Vehicle	10	5	100
Sub-Total	202	212	-5
Total	229	237	-3

**National Reported Crimes
Grand Bahama & Northern Bahamas District (Abaco & Bimini) Breakdown
Mid-Year 2021**

Crimes Against the Person	A	C	EMR	NE	SW	WE	AB GBNB	BI GBNB	Total
Murder	0	1	0	0	0	0	3	0	4
Attempted Murder	0	0	0	0	0	0	0	0	0
Manslaughter	0	0	0	0	0	0	0	0	0
Rape	0	1	0	0	0	0	1	0	2
Attempted Rape	0	0	1	0	0	0	0	0	1
Unlawful Sex	0	0	2	0	3	0	6	1	12
Armed Robbery	0	0	0	0	1	0	0	0	1
Robbery	0	0	0	0	1	1	4	0	6
Attempted Robbery	0	0	0	0	1	0	0	0	1
Sub Total	0	2	3	0	6	1	14	1	27
Crimes Against the Property	A	C	EMR	NE	SW	WE	AB GBNB	BI GBNB	TOTAL
Burglary	0	0	0	0	4	0	0	0	4
Housebreaking	0	13	6	2	7	1	32	0	61
Shopbreaking	0	5	0	0	6	2	4	2	19
Stealing	1	20	6	2	17	0	24	2	72
Stealing from Vehicle	0	16	4	3	6	1	6	0	36
Stolen Vehicle	0	0	1	2	3	0	4	0	10
Sub Total	1	54	17	9	43	4	70	4	202
TOTAL	1	56	20	9	49	5	84	5	229

**National Reported Crimes
Grand Bahama & Northern Bahamas District (Abaco & Bimini)
Airport Division
Mid-Year
2021 vs 2020**

Crimes Against the Person	2021	2020	% CHANGE
Murder	0	0	0
Attempted Murder	0	0	0
Manslaughter	0	0	0
Rape	0	0	0
Attempted Rape	0	0	0
Unlawful Sexual Intercourse	0	0	0
Armed Robbery	0	0	0
Robbery	0	0	0
Attempted Robbery	0	0	0
Sub-Total	0	0	0
Crimes Against the Property	2021	2020	Total
Burglary	0	0	0
Housebreaking	0	0	0
Shopbreaking	0	2	-100
Stealing	1	1	0
Stealing from Vehicle	0	0	0
Stolen Vehicle	0	0	0
Sub-Total	1	3	-67
Total	1	3	-67

**National Reported Crimes
Grand Bahama & Northern Bahamas District (Abaco & Bimini)
Central Division
Mid-Year
2021 vs 2020**

Crimes Against the Person	2021	2020	% CHANGE
Murder	1	4	-75
Attempted Murder	0	1	-100
Manslaughter	0	0	0
Rape	1	0	100
Attempted Rape	0	0	0
Unlawful Sexual Intercourse	0	2	-100
Armed Robbery	0	1	-100
Robbery	0	0	0
Attempted Robbery	0	0	0
Sub-Total	2	8	-75
Crimes Against the Property	2021	2020	Total
Burglary	0	1	-100
Housebreaking	13	10	30
Shopbreaking	5	15	-67
Stealing	20	16	25
Stealing from Vehicle	16	11	45
Stolen Vehicle	0	0	0
Sub-Total	54	53	2
Total	56	61	-8

**National Reported Crimes
Grand Bahama & Northern Bahamas District (Abaco & Bimini)
Eight Mile Rock Division
Mid-Year
2021 vs 2020**

Crimes Against the Person	2021	2020	% CHANGE
Murder	0	2	-100
Attempted Murder	0	0	0
Manslaughter	0	0	0
Rape	0	0	0
Attempted Rape	1	0	100
Unlawful Sexual Intercourse	2	0	100
Armed Robbery	0	0	0
Robbery	0	0	0
Attempted Robbery	0	0	0
Sub-Total	3	2	50
Crimes Against the Property	2021	2020	Total
Burglary	0	0	0
Housebreaking	6	2	200
Shopbreaking	0	4	-100
Stealing	6	3	100
Stealing from Vehicle	4	1	300
Stolen Vehicle	1	0	100
Sub-Total	17	10	70
Total	20	12	67

**National Reported Crimes
Grand Bahama & Northern Bahamas District (Abaco & Bimini)
Northeastern Division
Mid-Year
2021 vs 2020**

Crimes Against the Person	2021	2020	% CHANGE
Murder	0	0	0
Attempted Murder	0	0	0
Manslaughter	0	0	0
Rape	0	0	0
Attempted Rape	0	0	0
Unlawful Sexual Intercourse	0	1	-100
Armed Robbery	0	1	-100
Robbery	0	0	0
Attempted Robbery	0	0	0
Sub-Total	0	2	-100
Crimes Against the Property	2021	2020	Total
Burglary	0	0	0
Housebreaking	2	5	-60
Shopbreaking	0	4	-100
Stealing	2	9	-78
Stealing from Vehicle	3	2	50
Stolen Vehicle	2	1	100
Sub-Total	9	21	-57
Total	9	23	-61

**National Reported Crimes
Grand Bahama & Northern Bahamas District (Abaco & Bimini)
Southwestern Division
Mid-Year
2021 vs 2020**

Crimes Against the Person	2021	2020	% CHANGE
Murder	0	2	-100
Attempted Murder	0	1	-100
Manslaughter	0	0	0
Rape	0	2	-100
Attempted Rape	0	0	0
Unlawful Sexual Intercourse	3	0	100
Armed Robbery	1	0	100
Robbery	1	0	100
Attempted Robbery	1	0	100
Sub-Total	6	5	20
Crimes Against the Property	2021	2020	Total
Burglary	4	1	300
Housebreaking	7	10	-30
Shopbreaking	6	1	500
Stealing	17	8	113
Stealing from Vehicle	6	10	-40
Stolen Vehicle	3	0	100
Sub-Total	43	30	43
Total	49	35	40

**National Reported Crimes
Grand Bahama & Northern Bahamas District (Abaco & Bimini)
West End Division
Mid-Year
2021 vs 2020**

Crimes Against the Person	2021	2020	% CHANGE
Murder	0	1	-100
Attempted Murder	0	0	0
Manslaughter	0	0	0
Rape	0	0	0
Attempted Rape	0	0	0
Unlawful Sexual Intercourse	0	0	0
Armed Robbery	0	0	0
Robbery	1	0	100
Attempted Robbery	0	0	0
Sub-Total	1	1	0
Crimes Against the Property	2021	2020	Total
Burglary	0	0	0
Housebreaking	1	4	-75
Shopbreaking	2	0	100
Stealing	0	0	0
Stealing from Vehicle	1	0	100
Stolen Vehicle	0	0	0
Sub-Total	4	4	0
Total	5	5	0

**National Reported Crimes
Grand Bahama & Northern Bahamas District (Abaco & Bimini)
Abaco Division
Mid-Year
2021 vs 2020**

Crimes Against the Person	2021	2020	% CHANGE
Murder	3	0	100
Attempted Murder	0	1	-100
Manslaughter	0	0	0
Rape	1	2	-50
Attempted Rape	0	0	0
Unlawful Sexual Intercourse	6	1	500
Armed Robbery	0	1	-100
Robbery	4	1	300
Attempted Robbery	0	0	0
Sub-Total	14	6	133
Crimes Against the Property	2021	2020	Total
Burglary	0	1	-100
Housebreaking	32	22	45
Shopbreaking	4	10	-60
Stealing	24	40	-40
Stealing from Vehicle	6	4	50
Stolen Vehicle	4	3	33
Sub-Total	70	80	-13
Total	84	86	-2

**National Reported Crimes
Grand Bahama & Northern Bahamas District (Abaco & Bimini)
Bimini Division
Mid-Year
2021 vs 2020**

Crimes Against the Person	2021	2020	% CHANGE
Murder	0	0	0
Attempted Murder	0	0	0
Manslaughter	0	0	0
Rape	0	0	0
Attempted Rape	0	0	0
Unlawful Sexual Intercourse	1	0	100
Armed Robbery	0	1	-100
Robbery	0	0	0
Attempted Robbery	0	0	0
Sub-Total	1	1	0
Crimes Against the Property	2021	2020	Total
Burglary	0	0	0
Housebreaking	0	5	-100
Shopbreaking	2	3	-33
Stealing	2	1	100
Stealing from Vehicle	0	1	-100
Stolen Vehicle	0	1	-100
Sub-Total	4	11	-64
Total	5	12	-58

**National Reported Crimes
Family Islands District
(Central & Southern Bahamas)
Mid-Year 2021 vs 2020**

Crimes Against the Person	2021	2020	% CHANGE
Murder	1	3	-67
Attempted Murder	1	1	0
Manslaughter	0	1	-100
Rape	3	0	100
Attempted Rape	1	0	100
Unlawful Sexual Intercourse	4	13	-69
Armed Robbery	1	0	100
Robbery	0	2	-100
Attempted Robbery	1	1	0
Sub-Total	12	21	-43
Crimes Against the Property	2021	2020	% CHANGE
Burglary	6	0	100
Housebreaking	42	62	-32
Shopbreaking	34	40	-15
Stealing	55	56	-2
Stealing from Vehicle	4	14	-71
Stolen Vehicle	4	1	300
Sub-Total	145	173	-16
Total	157	194	-19

**National Reported Crimes
Family Islands District Breakdown
(Central & Southern Bahamas)
Mid-Year 2021**

Crimes Against Person	AC	AN	BE	CI	EL	EX	IN	LI	M	RC	SS	Total
Murder	0	0	0	0	1	0	0	0	0	0	0	1
Attempted Murder	0	0	0	0	0	1	0	0	0	0	0	1
Manslaughter	0	0	0	0	0	0	0	0	0	0	0	0
Rape	0	0	0	1	1	0	1	0	0	0	0	3
Attempted Rape	0	0	0	0	0	0	1	0	0	0	0	1
Unlawful Sex	1	2	0	0	1	0	0	0	0	0	0	4
Armed Robbery	0	0	0	0	0	1	0	0	0	0	0	1
Robbery	0	0	0	0	0	0	0	0	0	0	0	0
Attempted Robbery	0	1	0	0	0	0	0	0	0	0	0	1
Sub Total	1	3	0	1	3	2	2	0	0	0	0	12
Crimes Against Property	AC	AN	BE	CI	EL	EX	IN	LI	M	RC	SS	Total
Burglary	0	2	0	0	1	2	0	1	0	0	0	6
Housebreaking	1	7	3	8	15	6	0	1	0	0	1	42
Shopbreaking	0	14	0	6	11	2	0	1	0	0	0	34
Stealing	1	15	4	1	15	15	1	2	0	0	1	55
Stealing from Vehicle	0	1	0	0	3	0	0	0	0	0	0	4
Stolen Vehicle	0	0	1	0	1	0	0	2	0	0	0	4
Sub Total	2	39	8	15	46	25	1	7	0	0	2	145
TOTAL	3	42	8	16	49	27	3	7	0	0	2	157

**National Reported Crimes
Family Islands District
Acklins Division
Mid-Year
2021 vs 2020**

Crimes Against the Person	2021	2020	% CHANGE
Murder	0	0	0
Attempted Murder	0	0	0
Manslaughter	0	0	0
Rape	0	0	0
Attempted Rape	0	0	0
Unlawful Sexual Intercourse	1	0	100
Armed Robbery	0	0	0
Robbery	0	0	0
Attempted Robbery	0	0	0
Sub-Total	1	0	100
Crimes Against the Property	2021	2020	Total
Burglary	0	0	0
Housebreaking	1	0	100
Shopbreaking	0	0	0
Stealing	1	0	100
Stealing from Vehicle	0	0	0
Stolen Vehicle	0	0	0
Sub-Total	2	0	100
Total	3	0	100

**National Reported Crimes
Family Islands District
Andros Division
Mid-Year
2021 vs 2020**

Crimes Against the Person	2021	2020	% CHANGE
Murder	0	1	-100
Attempted Murder	0	0	0
Manslaughter	0	0	0
Rape	0	0	0
Attempted Rape	0	0	0
Unlawful Sexual Intercourse	2	2	0
Armed Robbery	0	0	0
Robbery	0	1	-100
Attempted Robbery	1	1	0
Sub-Total	3	5	-40
Crimes Against the Property	2021	2020	Total
Burglary	2	0	100
Housebreaking	7	15	-53
Shopbreaking	14	4	250
Stealing	15	16	-6
Stealing from Vehicle	1	2	-50
Stolen Vehicle	0	0	0
Sub-Total	39	37	5
Total	42	42	0

**National Reported Crimes
Family Islands District
Berry Islands Division
Mid-Year
2021 vs 2020**

Crimes Against the Person	2021	2020	% CHANGE
Murder	0	0	0
Attempted Murder	0	0	0
Manslaughter	0	0	0
Rape	0	0	0
Attempted Rape	0	0	0
Unlawful Sexual Intercourse	0	0	0
Armed Robbery	0	0	0
Robbery	0	0	0
Attempted Robbery	0	0	0
Sub-Total	0	0	0
Crimes Against the Property	2021	2020	Total
Burglary	0	0	0
Housebreaking	3	5	-40
Shopbreaking	0	1	-100
Stealing	4	3	33
Stealing from Vehicle	0	0	0
Stolen Vehicle	1	0	100
Sub-Total	8	9	-11
Total	8	9	-11

**National Reported Crimes
Family Islands District
Cat Island Division
Mid-Year
2021 vs 2020**

Crimes Against the Person	2021	2020	% CHANGE
Murder	0	0	0
Attempted Murder	0	0	0
Manslaughter	0	0	0
Rape	1	0	100
Attempted Rape	0	0	0
Unlawful Sexual Intercourse	0	0	0
Armed Robbery	0	0	0
Robbery	0	0	0
Attempted Robbery	0	0	0
Sub-Total	1	0	100
Crimes Against the Property	2021	2020	Total
Burglary	0	0	0
Housebreaking	8	2	300
Shopbreaking	6	5	20
Stealing	1	2	-50
Stealing from Vehicle	0	0	0
Stolen Vehicle	0	0	0
Sub-Total	15	9	67
Total	16	9	78

**National Reported Crimes
Family Islands District
Eleuthera Division
Mid-Year
2021 vs 2020**

Crimes Against the Person	2021	2020	% CHANGE
Murder	1	0	100
Attempted Murder	0	1	-100
Manslaughter	0	0	0
Rape	1	0	100
Attempted Rape	0	0	0
Unlawful Sexual Intercourse	1	5	-80
Armed Robbery	0	0	0
Robbery	0	1	-100
Attempted Robbery	0	0	0
Sub-Total	3	7	-57
Crimes Against the Property	2021	2020	Total
Burglary	1	0	100
Housebreaking	15	28	-46
Shopbreaking	11	9	22
Stealing	15	19	-21
Stealing from Vehicle	3	8	-63
Stolen Vehicle	1	1	0
Sub-Total	46	65	-29
Total	49	72	-32

**National Reported Crimes
Family Islands District
Exuma Division
Mid-Year
2021 vs 2020**

Crimes Against the Person	2021	2020	% CHANGE
Murder	0	0	0
Attempted Murder	1	0	100
Manslaughter	0	1	-100
Rape	0	0	0
Attempted Rape	0	0	0
Unlawful Sexual Intercourse	0	0	0
Armed Robbery	1	0	100
Robbery	0	0	0
Attempted Robbery	0	0	0
Sub-Total	2	1	100
Crimes Against the Property	2021	2020	Total
Burglary	2	0	100
Housebreaking	6	7	-14
Shopbreaking	2	15	-87
Stealing	15	13	15
Stealing from Vehicle	0	2	-100
Stolen Vehicle	0	0	0
Sub-Total	25	37	-32
Total	27	38	-29

**National Reported Crimes
Family Islands District
Inagua Division
Mid-Year
2021 vs 2020**

Crimes Against the Person	2021	2020	% CHANGE
Murder	0	0	0
Attempted Murder	0	0	0
Manslaughter	0	0	0
Rape	1	0	100
Attempted Rape	1	0	100
Unlawful Sexual Intercourse	0	0	0
Armed Robbery	0	0	0
Robbery	0	0	0
Attempted Robbery	0	0	0
Sub-Total	2	0	100
Crimes Against the Property	2021	2020	Total
Burglary	0	0	0
Housebreaking	0	2	-100
Shopbreaking	0	4	-100
Stealing	1	2	-50
Stealing from Vehicle	0	0	0
Stolen Vehicle	0	0	0
Sub-Total	1	8	-88
Total	3	8	-63

**National Reported Crimes
Family Islands District
Long Island Division
Mid-Year
2021 vs 2020**

Crimes Against the Person	2021	2020	% CHANGE
Murder	0	2	-100
Attempted Murder	0	0	0
Manslaughter	0	0	0
Rape	0	0	0
Attempted Rape	0	0	0
Unlawful Sexual Intercourse	0	0	0
Armed Robbery	0	0	0
Robbery	0	0	0
Attempted Robbery	0	0	0
Sub-Total	0	2	-100
Crimes Against the Property	2021	2020	Total
Burglary	1	0	100
Housebreaking	1	1	0
Shopbreaking	1	1	0
Stealing	2	0	100
Stealing from Vehicle	0	1	-100
Stolen Vehicle	2	0	100
Sub-Total	7	3	133
Total	7	5	40

**National Reported Crimes
Family Islands District
Mayaguana Division
Mid-Year
2021 vs 2020**

Crimes Against the Person	2021	2020	% CHANGE
Murder	0	0	0
Attempted Murder	0	0	0
Manslaughter	0	0	0
Rape	0	0	0
Attempted Rape	0	0	0
Unlawful Sexual Intercourse	0	0	0
Armed Robbery	0	0	0
Robbery	0	0	0
Attempted Robbery	0	0	0
Sub-Total	0	0	0
Crimes Against the Property	2021	2020	Total
Burglary	0	0	0
Housebreaking	0	2	-100
Shopbreaking	0	1	-100
Stealing	0	0	0
Stealing from Vehicle	0	0	0
Stolen Vehicle	0	0	0
Sub-Total	0	3	-100
Total	0	3	-100

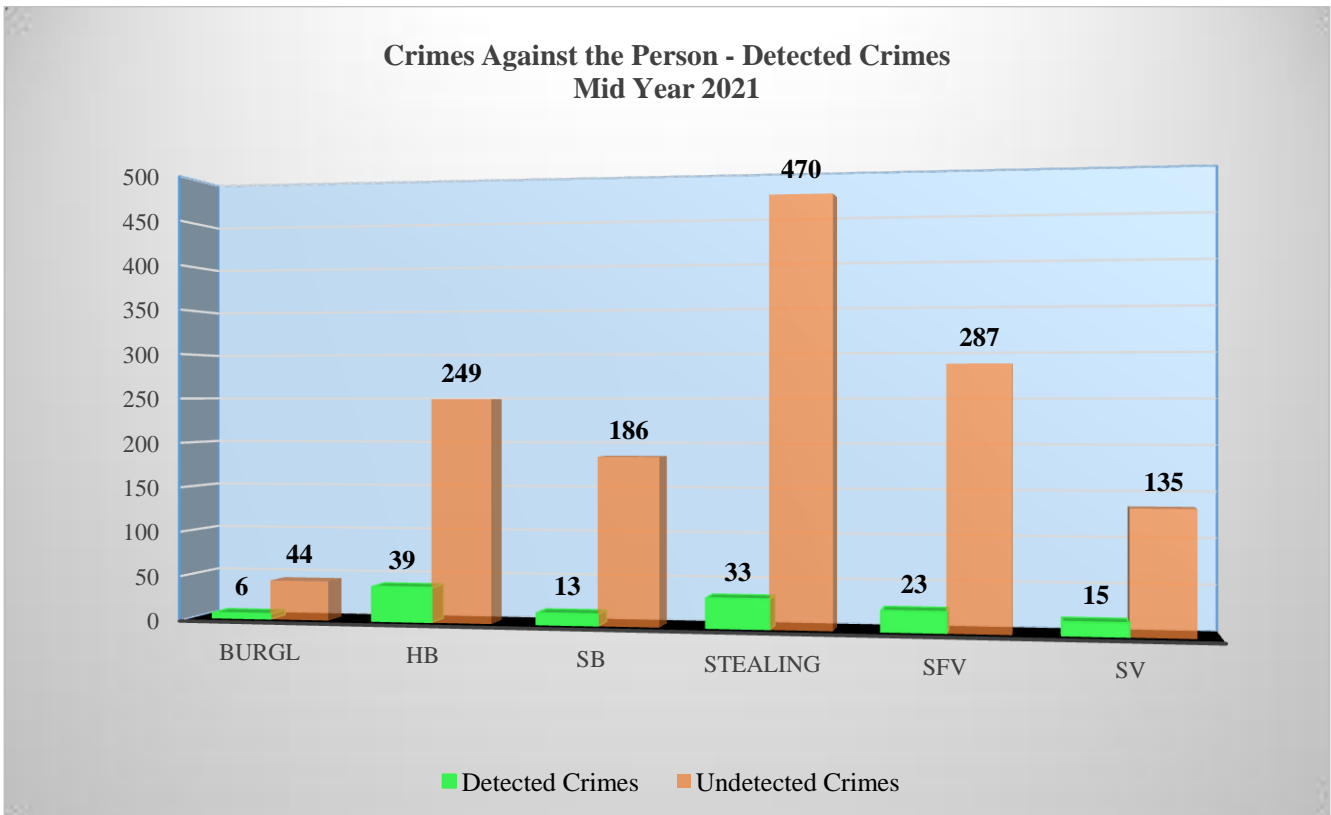
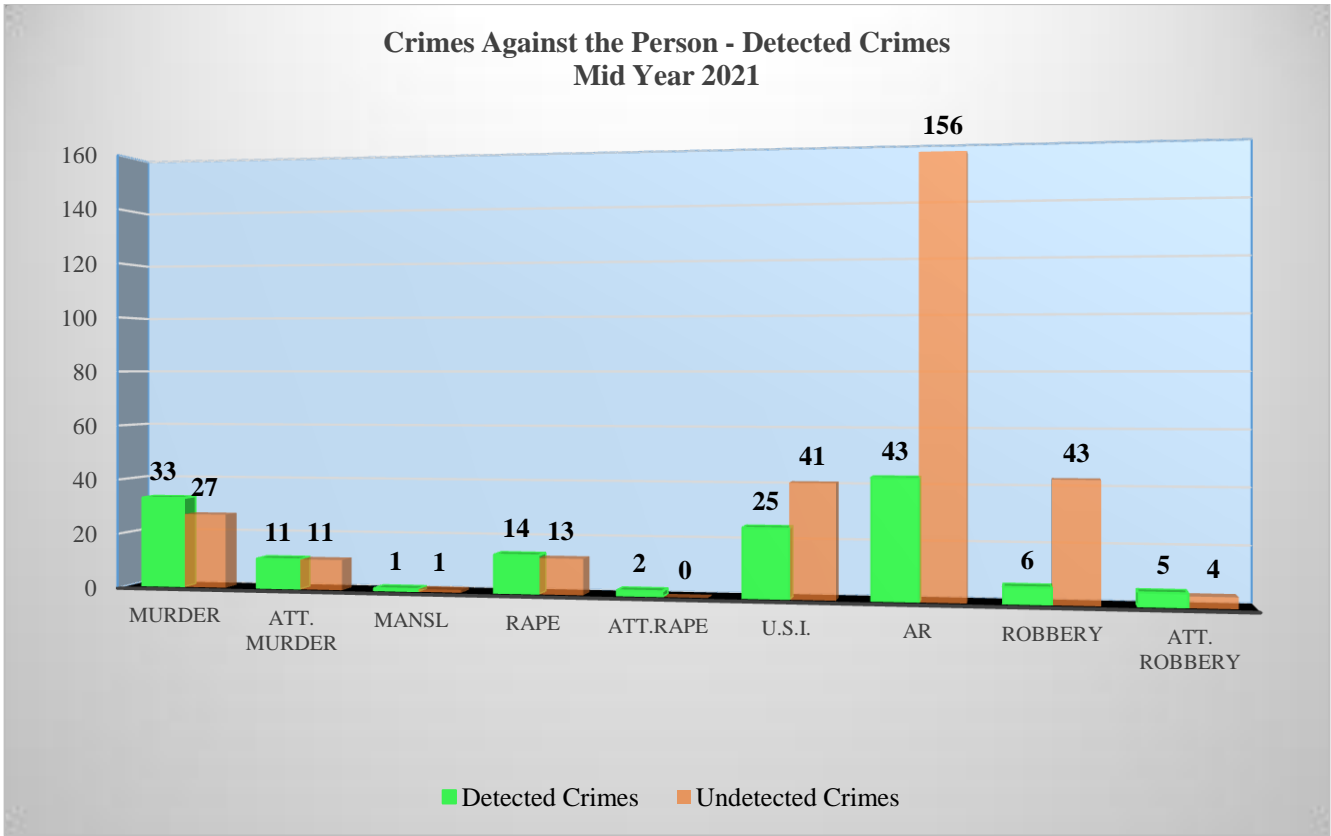
**National Reported Crimes
Family Islands District
San Salvador Division
Mid-Year
2021 vs 2020**

Crimes Against the Person	2021	2020	% CHANGE
Murder	0	0	0
Attempted Murder	0	0	0
Manslaughter	0	0	0
Rape	0	0	0
Attempted Rape	0	0	0
Unlawful Sexual Intercourse	0	6	-100
Armed Robbery	0	0	0
Robbery	0	0	0
Attempted Robbery	0	0	0
Sub-Total	0	6	-100
Crimes Against the Property	2021	2020	Total
Burglary	0	0	0
Housebreaking	1	0	100
Shopbreaking	0	0	0
Stealing	1	1	0
Stealing from Vehicle	0	1	-100
Stolen Vehicle	0	0	0
Sub-Total	2	2	0
Total	2	8	-75

Detection Rates - All Bahamas
Mid-Year
2021 vs 2020

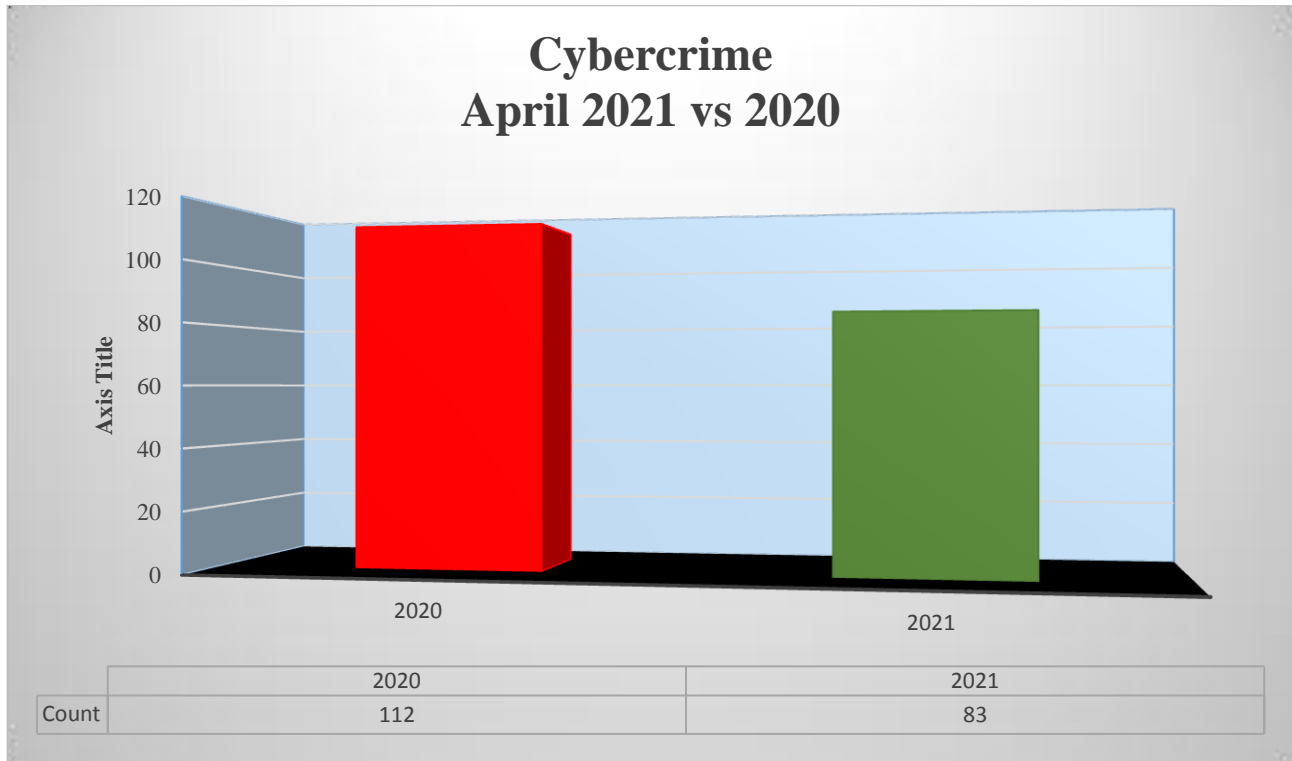
Crimes Against Persons	2021			2020		
	Recorded Crimes	Detected Crimes	Detection Rate (%)	Recorded Crimes	Detected Crimes	Detection Rate (%)
Murder	60	33	55	37	32	86
Attempted Murder	11	11	100	7	5	71
Manslaughter	1	1	100	1	0	0
Rape	27	14	52	20	8	40
Attempted Rape	3	2	67	5	1	20
Unlawful Sexual Intercourse	66	25	38	62	22	35
Armed Robbery	199	43	22	141	26	18
Robbery	49	6	12	42	7	17
Attempted Robbery	9	5	56	7	1	14
Sub Total	425	141	33	322	102	32
Crimes Against Property	Recorded Crimes	Detected Crimes	Detection Rate (%)	Recorded Crimes	Detected Crimes	Detection Rate (%)
Burglary	50	6	12	72	0	0
Housebreaking	279	39	14	289	30	10
Shopbreaking	199	13	7	291	54	19
Stealing	503	33	7	438	40	9
Stealing From Vehicle	310	23	7	561	28	5
Stolen Vehicle	150	15	10	114	10	9
Sub Total	1491	129	9	1765	162	9
TOTAL	1916	270	14	2087	264	13

**Detection Rates - All Bahamas
Mid-Year 2021**



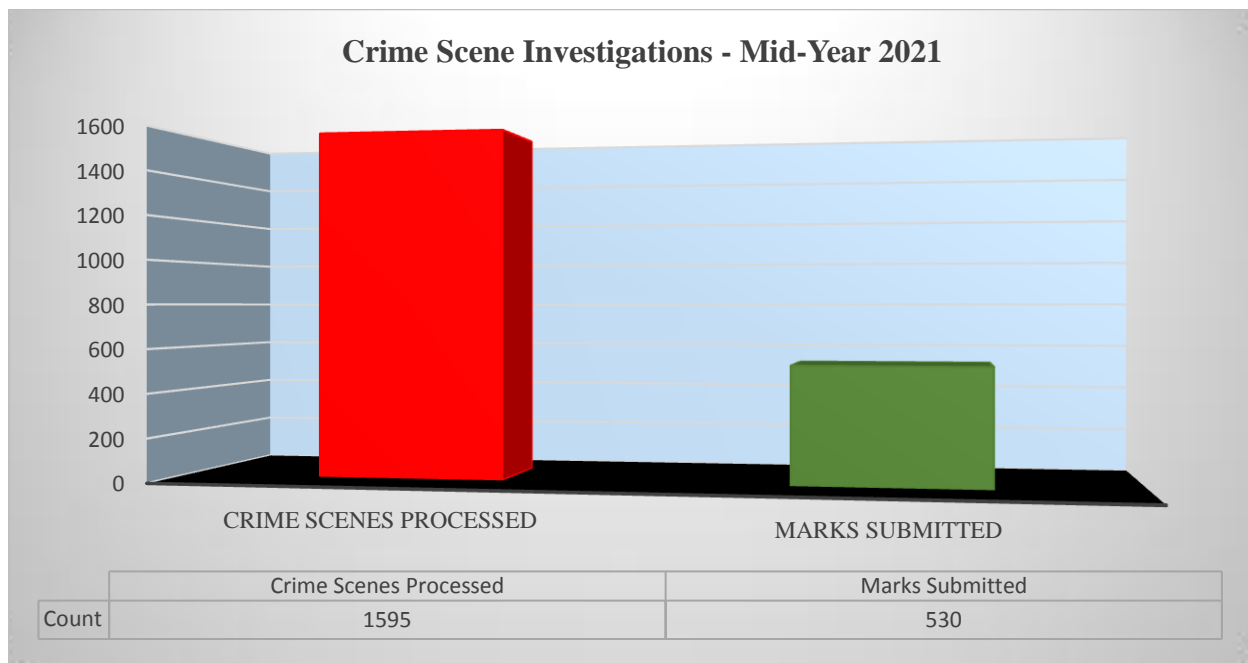
Cybercrime

For the Mid-Year 2021, cybercrime decreased by 26% with 83 incidents, compared to 112 in 2020. These cases include libel, hacking, extortion, computer misuse, threats and so on.



Crime Scene Investigation

For the period in review, there were 1,595 crime scenes processed and 530 latent print marks were submitted for evidence.



**Illegal Firearm Discovery and Seizure Demographics
Mid-Year 2021**

Illegal Firearm Discovery/Seizure - Firearm Type				
Pistol	Revolver	Rifle	Shotgun	Total
119	11	16	6	152

Firearm Discovery/Seizure By Division	
Unit	Firearm
Airport	3
Cable Beach	0
Central	4
Eastern	7
Fox Hill	5
Northeastern	18
Northwestern	4
Paradise Island	0
South Central	17
Southeastern	15
Southern	19
Southwestern	16
Western	1
Central -GB	19
EMR -GB	1
Northeastern -GB	3
Southwestern -GB	5
West End -GB	0
Abaco - GB	7
Bimini	1
Eleuthera	5
Exuma	2
Total	152

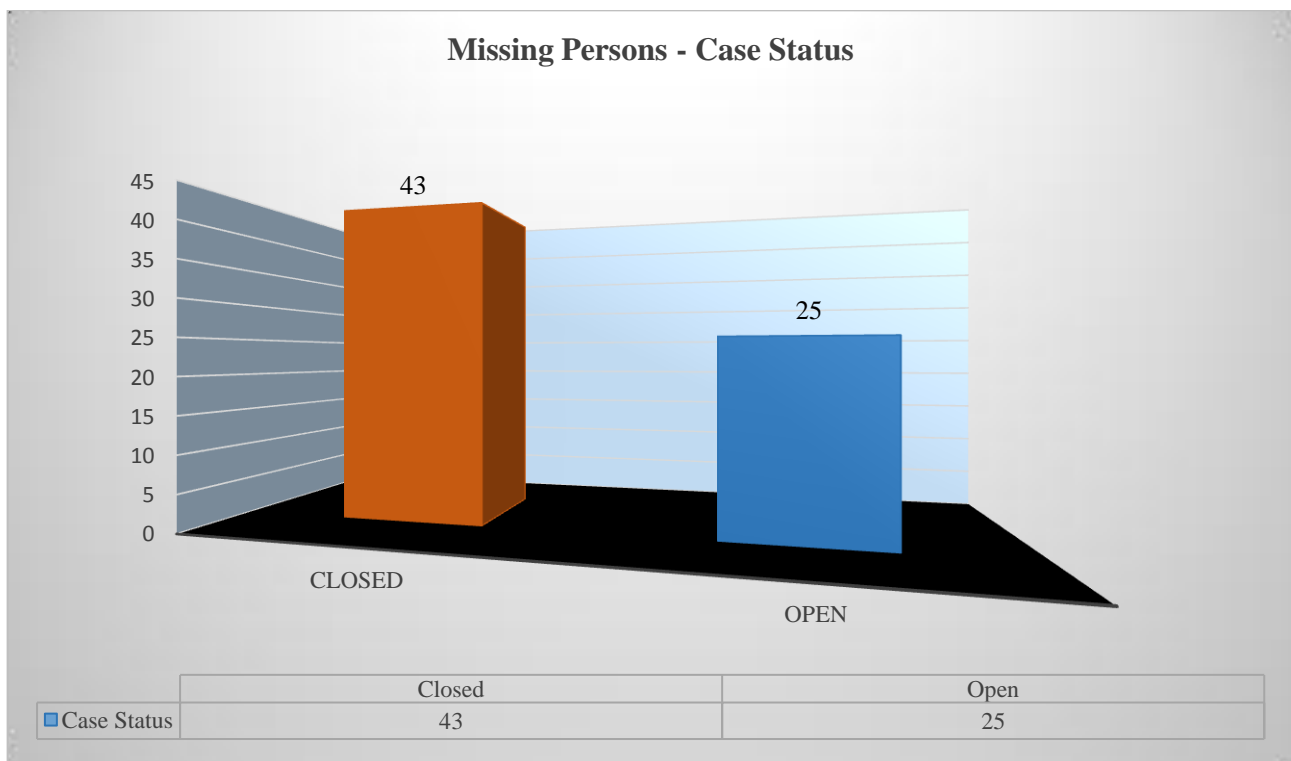
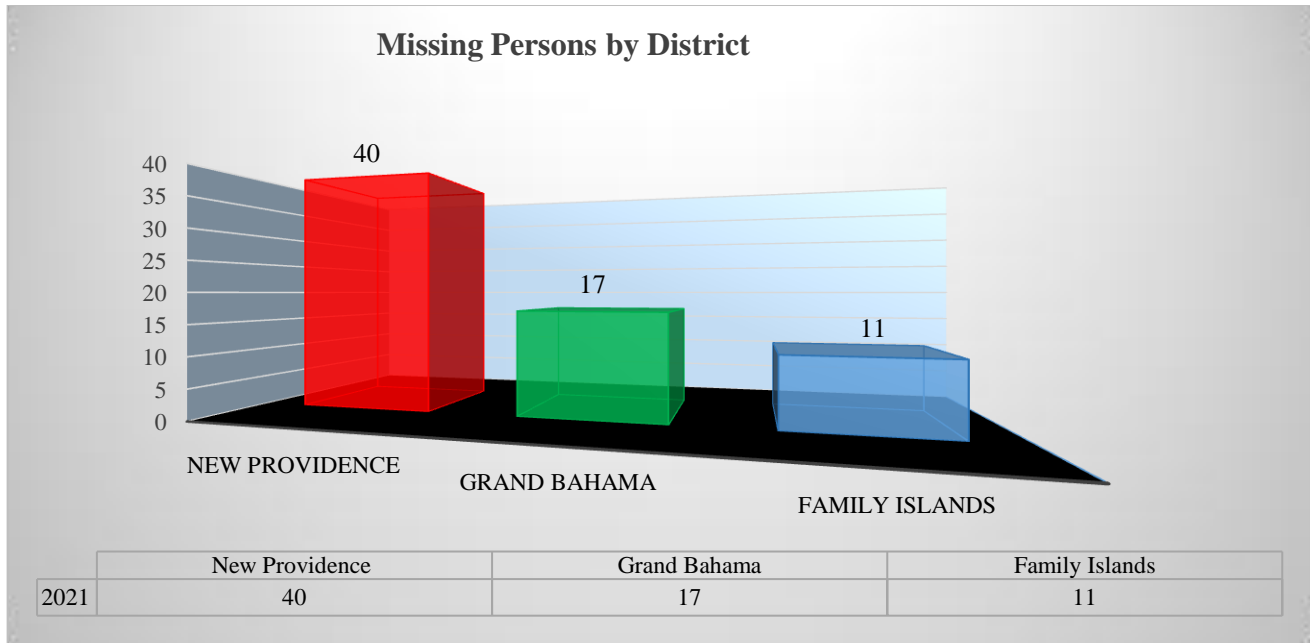
Dangerous Drugs Discovery, Seizures and Arrests – Mid-Year 2021

MID-YEAR 2021	TYPE OF DRUGS		GRAND TOTAL	
	COCAINE		789.38lbs	
	HYDROPONIC MA		17.41lbs.	
	MARIJUANA		1,062.12lbs	
	MARIJUANA PLANTS		8,703	
	MARIJUANA BROWNIES		55	
	MARIJUANA CANDIES		53	
	MARIJUANA CIGARETTE		13	
	MARIJUANA BOMB PAIN FREEZE		3	
	MARIJUANA GUMMIES		2,181	
	MARIJUANA BLACK FLAM SPLIFF		15	
	MARIJUANA OIL		87	
	MARIJUANA ASSORTED FLAVOR WRAP		157	
	ECSTASY TABLETS		501	
	TOTAL CASES		739	
	CASES PROSECUTED		467	
	PERSONS ARRESTED		779	
	PERSONS CHARGED		612	
	PERSON ARRESTED	AMOUNT ARRESTED	AMOUNT CHARGE	AMOUNT NOT CHARGED
	ADULT	755	597	158
JUVENILE	24	15	9	
Total	779	612	167	

N.B. These are preliminary figures and are subject to change. Research and Policy Branch, RBPF.

Missing Persons

For the period in review, The Royal Bahamas Police Force investigated 68 reported incidents of missing persons throughout the Commonwealth of the Bahamas. A total of 43 cases have been solved, and the missing individuals were found safe. Twenty-five cases remain open under investigation.



**Emergency Powers Order
COVID-19 Breaches by District
Mid-Year 2021**

Emergency Powers Order (Offences)	New Providence	Grand Bahama	Family Islands	Total
Attending social gathering	94	0	0	94
Other Breach	443	179	164	786
Curfew Breach	306	356	79	741
Fail to enforce social distancing	3	7	0	10
Fail to implement sanitizing requirements	0	0	0	0
Failure to carry government ID	63	171	43	277
Failure to social distance	1	3	1	5
Failure to utilize curbside business	1	0	0	1
Failure to wear face mask	133	66	24	223
Hosting social gathering	68	5	3	76
Operating prohibited business	313	4	0	317
Permit person on premises w/o mask	0	1	1	2
Permit person to inside dining	8	0	0	8
Sub Total	1,433	792	315	2,540

Other Police Activities
All Bahamas
Mid-Year
2021 vs 2020

Other Activities	2021	2020	% Change
Police Field Check Patrols	12,896	3,597	259
Assistance Requested	1,379	2,612	-47
Persons Searched	145	252	-42
Electronic Monitoring Breach	92	88	5
Breach of Bail – Witness Tampering	1	0	100
Breach of Bail – Fail to sign in	6	2	200
Police Stop and Search	692	184	276
Alarm Activation	357	284	26
Fire Alarms	47	49	-4
Road Checks	472	366	29
Warrants Executed	436	216	102

Other Community Activities	2021	2020	% Change
Police Escorts	1,013	657	54
Police Visits	10,073	6,539	54
School Visits	1,076	277	288
Community Policing Initiatives	1,443	166	769
COVID 19 Assistance	29	35	-17

**Complaints Against Police Officers
Mid-Year 2021**

Complaints Against Police Officers	
Case Type	Total
Civilians	56
Police	4
Corruption	3
Total	63

Case Status - Civilian Matters							
Under Investigation	Complaint Withdrawn	Unfounded	Subjudice	Civil Action Advised/ Warning	Compensation	Pending Trial	Total
24	4	13	6	0	1	8	56

Case Status – Internal Matters							
Under Investigation	Discharge / Acquittal	Withdrawn / No Further Action	Resignation	Conviction	Unfounded/ Unsubstantiated/ Insufficient Evidence	Before Tribunal	Total
0	0	0	0	2	1	1	4

Case Status - Corruption Matter				
Under Investigation	Complaint Withdrawn	Unfounded/ Unsubstantiated/ Insufficient Evidence	Before Tribunal	Total
1	0	0	2	3

**Fire Calls – All Bahamas
Mid-Year 2021 vs 2020**

Fire Calls – All Bahamas			
Type of Call	2021	2020	% Change
Building	90	78	15
Vehicles	99	91	9
Bush	141	129	9
Special Service	13	28	-54
False Alarms	149	197	-24
Boat	3	3	0
Bomb Threat	1	1	0
Electrical	43	52	-17
Rubbish	218	205	6
Miscellaneous	9	14	-36
Total Calls	766	798	-4
Total Estimated Damages	12,664,300.00	1,198,930.00	956

Fire Calls – Breakdown			
Category	2021	2020	% Change
Death by Fire	5	3	67
Fire Injuries	9	12	-25
Investigated Fires	91	80	14
Arson Matters	32	29	10
Extrication	5	7	-29
Family Island Fires	4	3	33
Family Island Deaths	0	1	-100
Family Island Injuries	0	0	0
Major Fires	4	4	0
Accidental Fires	8	15	-47
Insured Estimated Damages	10,951,000.00	782,100.00	1,300
Uninsured Estimated Damages	1,713,300.00	416,830.00	311

**Miscellaneous Incidents
All Bahamas
Mid-Year 2021 vs 2020**

Miscellaneous Incidents – All Bahamas			
Category	2021	2020	% CHANGE
Alarm Activation	357	284	26
Assault	988	681	45
Assault Police Officer	68	58	17
Attempted Breaking	9	10	-10
Attempted Stealing	64	34	88
Bomb Threat	3	2	50
Causing Damage	926	704	32
Causing Harm	673	451	49
Child Abuse	37	14	164
Child Neglect	8	6	33
Disturbance	641	692	-7
Gunshot Reports	639	469	36
Lost Passport	641	493	30
Loud Music	35	33	6
Stealing from Vehicle (Minor)	628	233	170
Stealing (Minor)	800	571	40
Sudden Death (Natural Causes)	533	524	2
Threats of Death	599	554	8
Threats of Harm	495	369	34
Wounding	44	53	-17
TOTAL	8188	6235	31

Miscellaneous Incidents – Divisional Breakdown
All Bahamas
Mid-Year 2021

Miscellaneous Incidents – Police Divisions																
Category	A	CB	C	E	FH	NE	NW	PI	SC	SE	S	SW	W	GB	FI	Total
Alarm Activation	1	6	3	7	4	2	2	21	0	2	0	3	2	276	28	357
Assault	3	15	38	56	45	86	56	9	91	83	83	173	17	112	121	988
Assault Police Officer	1	2	3	3	3	4	2	1	3	5	2	7	0	26	6	68
Attempted Breaking	0	0	0	0	1	0	4	0	0	1	0	0	1	2	0	9
Attempted Stealing	0	0	4	10	8	8	1	0	3	9	1	11	5	2	2	64
Bomb Threat	0	0	0	0	0	0	1	0	0	0	0	0	0	1	1	3
Causing Damage	1	31	49	66	34	54	38	10	89	93	62	134	23	134	108	926
Causing Harm	0	4	23	29	26	30	28	2	56	65	72	66	11	158	103	673
Child Abuse	0	0	1	2	1	6	2	0	3	5	2	5	2	3	5	37
Child Neglect	0	0	1	1	1	0	0	1	0	0	1	1	1	1	0	8
Disturbance	3	21	5	16	12	10	15	19	12	21	21	27	11	323	125	641
Gunshots Report	0	4	22	35	4	131	49	0	29	79	159	84	9	29	5	639
Lost Passport	7	12	10	46	15	35	23	5	50	91	42	114	11	131	49	641
Loud Music	0	3	0	2	3	1	0	2	1	2	2	0	5	11	3	35
Stealing from Vehicle (Minor)	1	51	38	68	29	72	43	5	62	68	26	95	26	32	12	628
Stealing (Minor)	3	23	31	63	42	49	38	6	74	143	44	124	23	67	70	800
Sudden Death (Natural Causes)	1	8	14	46	18	47	14	4	32	69	23	57	18	115	67	533
Threats of Death	0	4	27	36	27	60	39	2	75	59	54	82	11	71	52	599
Threats of Harm	2	8	27	33	34	28	19	4	53	38	43	42	13	83	68	495
Wounding	0	0	2	2	3	5	2	0	10	6	4	8	0	1	1	44
Total	23	192	298	521	310	628	376	91	643	839	641	1033	189	1578	826	8188

**Domestic Related Cases
All Bahamas
Mid-Year 2021 vs 2020**

Domestic Related Cases	2021	2020	% CHANGE
Murder	4	0	100
Attempted Murder	0	1	-100
Assault	464	219	112
Assault with a deadly weapon	45	44	2
Assistance Requested	99	261	-62
Causing Damage	152	104	46
Causing Harm	264	151	75
Disturbance	110	65	69
Domestic Reports (General)	676	304	122
Fighting	13	4	225
Grievous Harm	10	2	400
Harassment	51	11	364
Shooting	0	0	0
Stabbing	4	2	100
Threat of Arson	11	4	175
Threat of Harm	106	60	77
Threat of Death	126	109	16
Trespassing	8	3	167
Wounding	9	8	13
TOTAL	2152	1352	59

**Domestic Related Cases
Divisional Breakdown
Mid-Year 2021**

Domestic Related Cases	A	CB	C	E	FH	NE	NW	PI	SC	SE	S	SW	W	GB	FI	Total
Murder	0	0	0	0	0	0	0	0	0	0	1	1	1	1	0	4
Attempted Murder	0	0	0	0	0	0	0	0	0	0	0	0	0	0	0	0
Assault	1	5	13	32	21	45	22	3	38	45	36	95	8	51	49	464
Assault with a deadly weapon	0	1	0	1	2	2	1	0	11	5	3	9	0	4	6	45
Assistance Requested	0	0	0	5	3	16	0	4	3	7	5	3	0	35	18	99
Causing Damage	0	4	5	9	4	7	3	1	14	18	12	29	1	23	22	152
Causing Harm	0	1	7	13	15	9	12	1	25	41	21	33	2	52	32	264
Disturbance	0	2	0	4	1	2	2	2	2	5	1	5	3	54	27	110
Domestic Reports	4	18	6	40	19	22	12	4	20	52	19	62	13	264	121	676
Fighting	0	0	0	0	0	2	1	0	1	0	1	0	0	6	2	13
Grievous Harm	0	0	2	0	0	0	0	0	3	1	1	3	0	0	0	10
Harassment	0	0	3	4	1	2	4	0	3	8	5	5	1	6	9	51
Shooting	0	0	0	0	0	0	0	0	0	0	0	0	0	0	0	0
Stabbing	0	0	0	0	0	0	0	0	0	1	0	1	1	0	1	4
Threat of Arson	0	0	0	0	0	1	0	0	1	1	2	3	0	3	0	11
Threat of Harm	0	1	3	8	7	9	5	1	11	10	10	10	1	20	10	106
Threat of Death	0	0	3	9	7	8	7	0	26	18	7	23	1	10	7	126
Trespassing	0	0	0	0	0	1	1	0	0	1	0	2	0	2	1	8
Wounding	0	0	1	0	0	1	1	0	2	1	0	3	0	0	0	9
Total	5	32	43	125	80	127	71	16	160	214	124	287	32	531	305	2152

**Gender Based Violence
Mid-Year 2021**

	Year	2021					2020				
	District	Total Males	Females			Total	Total Males	Females			Total
			Juvenile	Adult	%			Juvenile	Adult	%	
Murder	All Bahamas	56	0	4	7	60	62	2	9	15	73
	New Providence	52	0	3	5	55	52	2	5	12	59
	Grand Bahama	3	0	1	25	4	7	0	2	22	9
	Family Islands	1	0	0	0	1	3	0	2	40	5
Art Murder	All Bahamas	16	1	1	11	18	6	1	0	14	7
	New Providence	15	1	1	12	17	3	0	0	0	3
	Grand Bahama	0	0	0	0	0	3	0	0	0	3
	Family Islands	1	0	0	0	1	0	1	0	100	1
Shooting	All Bahamas	29	0	7	19	36	35	1	6	17	42
	New Providence	28	0	6	18	34	33	1	6	18	40
	Grand Bahama	1	0	1	50	2	0	0	0	0	0
	Family Islands	0	0	0	0	0	2	0	0	0	2
Stabbing	All Bahamas	24	1	4	17	29	29	0	6	17	35
	New Providence	18	1	4	22	23	27	0	6	18	33
	Grand Bahama	3	0	0	0	3	2	0	0	0	2
	Family Islands	3	0	0	0	3	0	0	0	0	0
Rape	All Bahamas	1	4	28	97	33	2	4	15	90	21
	New Providence	1	4	23	96	28	2	3	11	88	16
	Grand Bahama	0	0	2	100	2	0	1	4	100	5
	Family Islands	0	0	3	100	3	0	0	0	0	0
Causing Harm	All Bahamas	315	14	318	51	647	230	9	195	47	434
	New Providence	180	10	205	54	395	151	7	134	48	292
	Grand Bahama	76	3	74	50	153	49	1	37	44	87
	Family Islands	59	1	39	40	99	30	1	24	45	55
Threats of Death	All Bahamas	251	6	286	54	543	258	2	263	51	523
	New Providence	182	6	240	57	428	215	2	231	52	448
	Grand Bahama	37	0	29	44	66	20	0	20	50	40
	Family Islands	32	0	17	35	49	23	0	12	34	35
Threats of Harm	All Bahamas	219	4	249	54	472	156	4	188	55	348
	New Providence	139	2	189	58	472	111	3	158	59	272
	Grand Bahama	38	2	35	49	75	12	1	7	40	20
	Family Islands	42	0	25	37	67	33	0	23	41	56
Poss. of Firearm with intent to endanger life	All Bahamas	19	1	2	14	22	10	0	1	99	11
	New Providence	10	1	2	23	13	6	0	0	00	6
	Grand Bahama	8	0	0	0	8	4	0	1	20	5
	Family Islands	1	0	0	0	1	0	0	0	0	0
Assault with deadly weapon	All Bahamas	131	2	64	34	197	148	1	78	35	227
	New Providence	103	1	51	34	155	125	1	72	37	198
	Grand Bahama	15	0	7	32	22	11	0	3	21	14
	Family Islands	13	1	6	35	20	12	0	3	20	15

**Police-Involved Shootings
Mid-Year
2021 vs 2020**

Encounters with Armed Suspects			
Incidents	2021	2020	% CHANGE
Police Involved Shootings	8	9	-11

Encounters with Armed Suspects by Division																
Year	A	CB	C	E	FH	NE	NW	PI	SC	SE	S	SW	W	GB	FI	Total
2021	0	0	0	0	1	0	0	0	3	2	1	1	0	0	0	8
2020	0	0	0	2	0	1	1	0	1	0	1	1	0	1	1	9

Status of Victim			
Status	2021	2020	% CHANGE
Deceased	5	8	-38
Injured	3	4	-25

Suicide Incidents
Mid-Year
2021 vs 2020

Category	2021	2020	% CHANGE
Suicide	2	4	-50
Attempted Suicide	21	18	17

Category	New Providence	Grand Bahama	Family Island	Total
Suicide	1	1	0	2
Attempted Suicide	15	4	2	21

Suicide by Gender						
Age Range	Males		Females		Total	
	2021	2020	2021	2020	2021	2020
0-17	0	0	0	0	0	0
18-30	1	0	0	0	1	0
31-45	0	3	0	0	0	3
46-60	0	1	0	0	0	1
61 & Older	1	0	0	0	1	0
Unknown	0	0	0	0	0	0
Total	2	4	0	0	2	4

Attempted Suicide by Gender						
Age Range	Males		Females		Total	
	2021	2020	2021	2020	2021	2020
0-17	1	0	1	2	2	2
18-30	3	3	7	4	10	7
31-45	1	1	3	4	4	5
46-60	4	0	0	2	4	2
61 & Older	0	0	0	0	0	0
Unknown	1	0	0	2	1	2
Total	10	4	11	14	21	18

Drowning Incidents
Mid-Year
2021 vs 2020

Category	2021	2020	% Change
Drowning	5	0	100

Category	2021	2020	2019	2018	2017
Drowning	5	0	1	3	4

Drownings by Gender						
Age Range	Males		Females		Total	
	2021	2020	2021	2020	2021	2020
0-17	0	0	0	0	0	0
18-30	2	0	0	0	2	0
31-45	1	0	0	0	1	0
46-60	2	0	0	0	2	0
61 & Older	0	0	0	0	0	0
Unknown*	0	0	0	0	0	0
Total	5	0	0	0	5	0

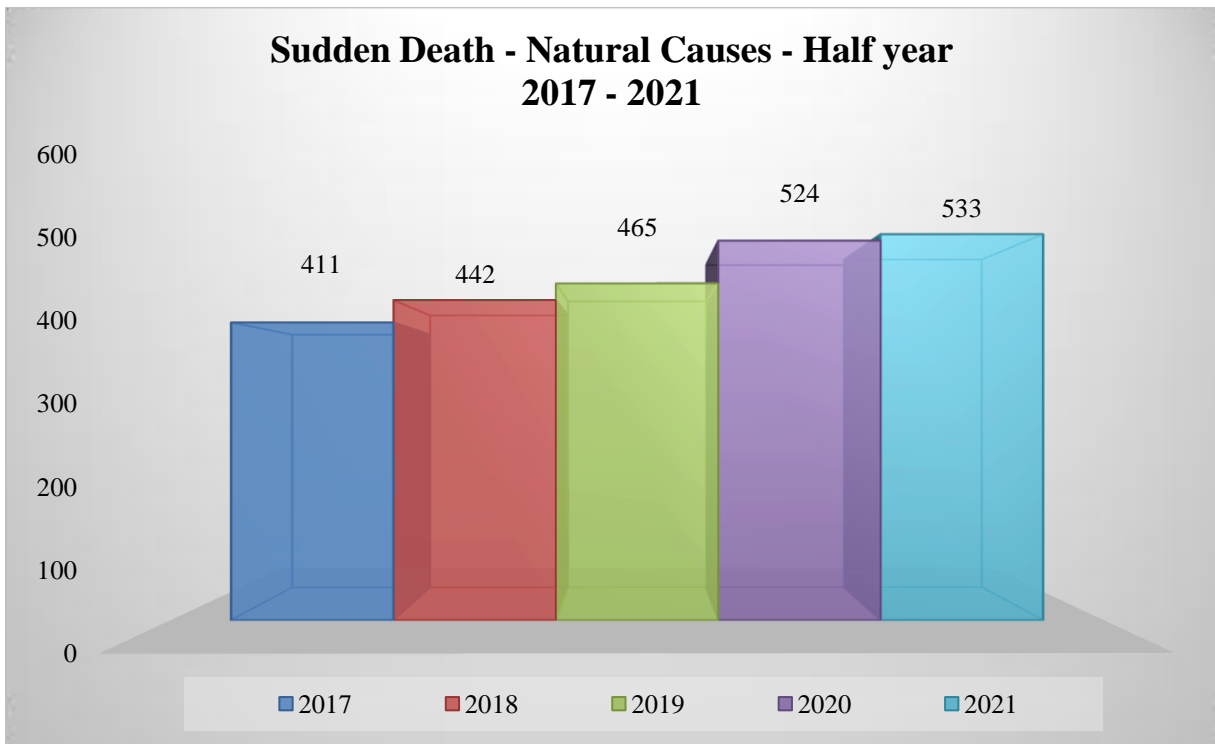


N.B. These are preliminary figures and are subject to change. Research and Policy Branch, RBPF.

**Sudden Death – Natural Causes
Mid-Year
2017 – 2021**

Incident	2021	2020	% Change
Sudden Death (Natural Causes)	533	524	2

Incident	2021	2020	2019	2018	2017
Sudden Death (Natural Causes)	533	524	465	442	411

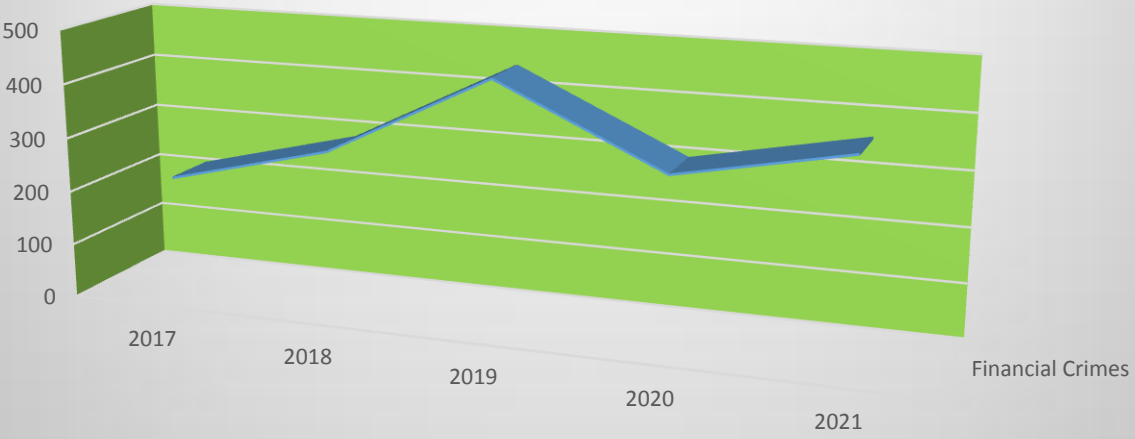


Financial Crimes
Mid-Year
2021 vs 2020

Incident	2021	2020	% Change
Bribery	2	0	100
Extortion	4	5	-20
Falsification of Accounts	2	0	100
Forgery	14	2	600
Fraud by False Pretences	112	130	14
Possession of Forged Currency Notes	33	19	74
Possession of Forged Documents	80	24	233
Proceeds from Crime	4	5	-20
Stealing by reason of employment	41	34	21
Stealing by reason of service	70	85	-18
Uttering Forged Currency Notes	1	0	100
Uttering Forged Documents	2	0	100
Sub-Total	365	304	20

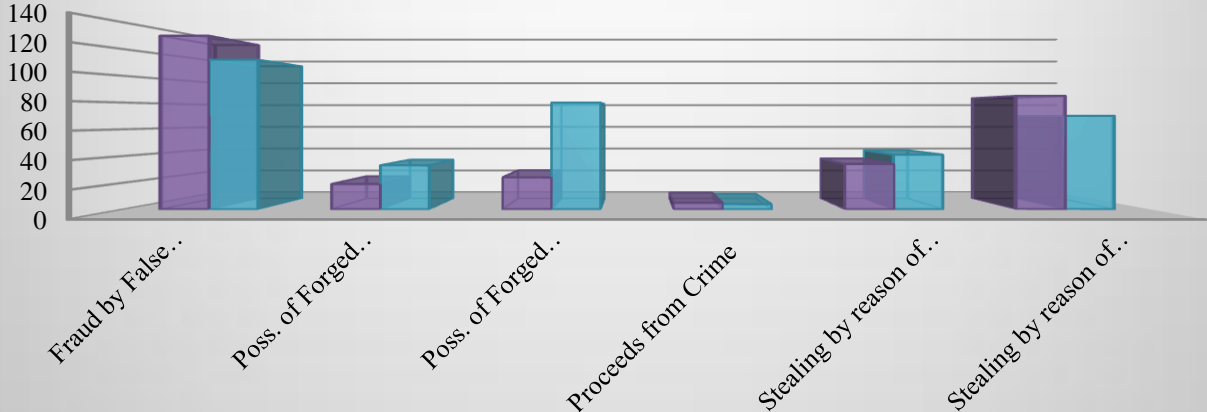
Incident	2021	2020	2019	2018	2017
Bribery	2	0	2	1	3
Extortion	4	5	8	4	5
Falsification of Accounts	2	0	1	1	0
Forgery	14	2	6	6	17
Fraud by False Pretences	112	130	148	70	17
Possession of Forged Currency Notes	33	19	61	43	19
Possession of Forged Documents	80	24	15	15	8
Proceeds from Crime	4	5	15	9	30
Stealing by reason of employment	41	34	60	48	44
Stealing by reason of service	70	85	119	94	74
Uttering Forged Currency Notes	1	0	8	0	0
Uttering Forged Documents	2	0	3	1	0
Sub-Total	365	304	446	292	217

Financial Crimes Mid Year 2021



	2017	2018	2019	2020	2021
Financial Crimes	217	292	446	304	365

Financial Crimes Mid Year 2021 Vs. 2020



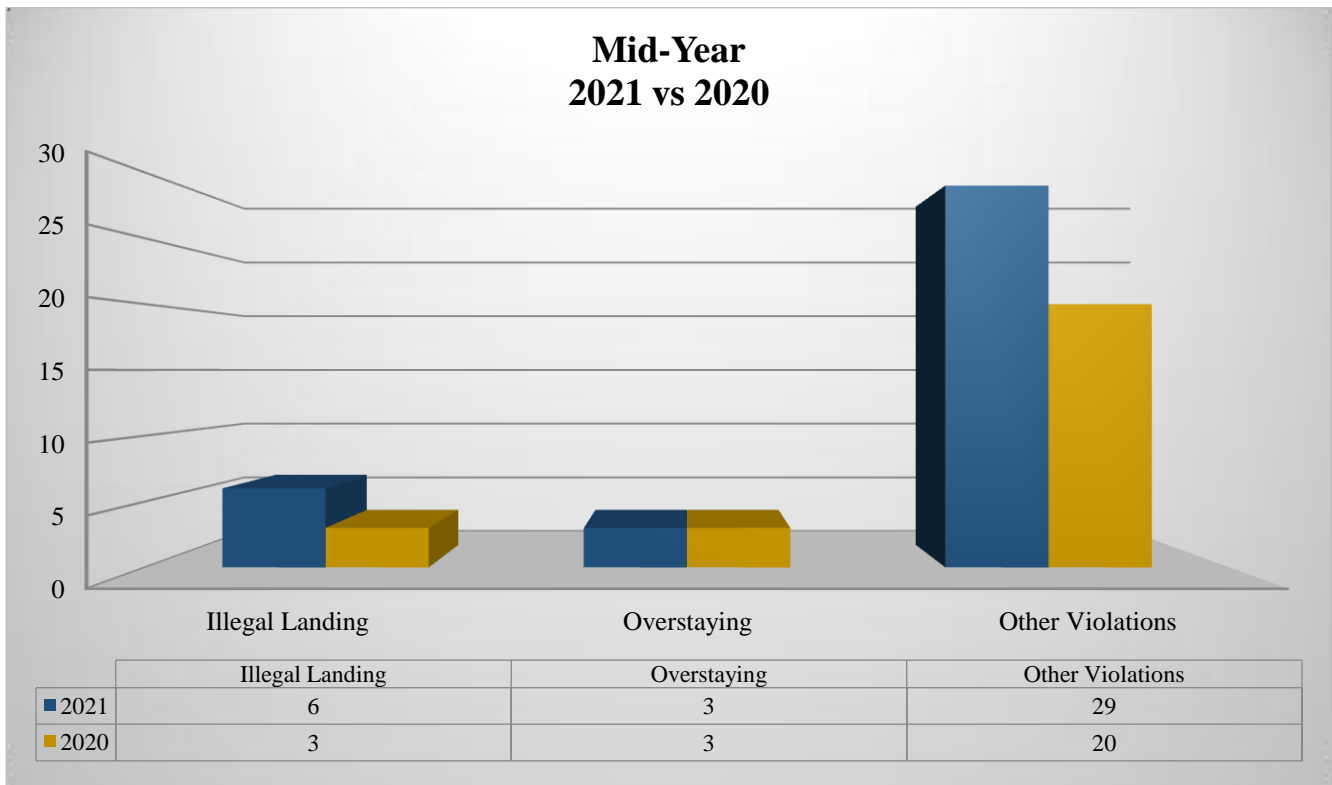
	Fraud by False Pretences	Poss. of Forged Currency Notes	Poss. of Forged Documents	Proceeds from Crime	Stealing by reason of employment	Stealing by reason of service
2020	130	19	24	5	34	85
2021	112	33	80	4	41	70

N.B. These are preliminary figures and are subject to change. Research and Policy Branch, RBPF.

**Immigration Violations
Mid-Year
2021 vs 2020**

Category	2021	2020	% Change
Illegal Landing	6	3	100
Overstaying	3	3	0
Other Violation	29	20	45

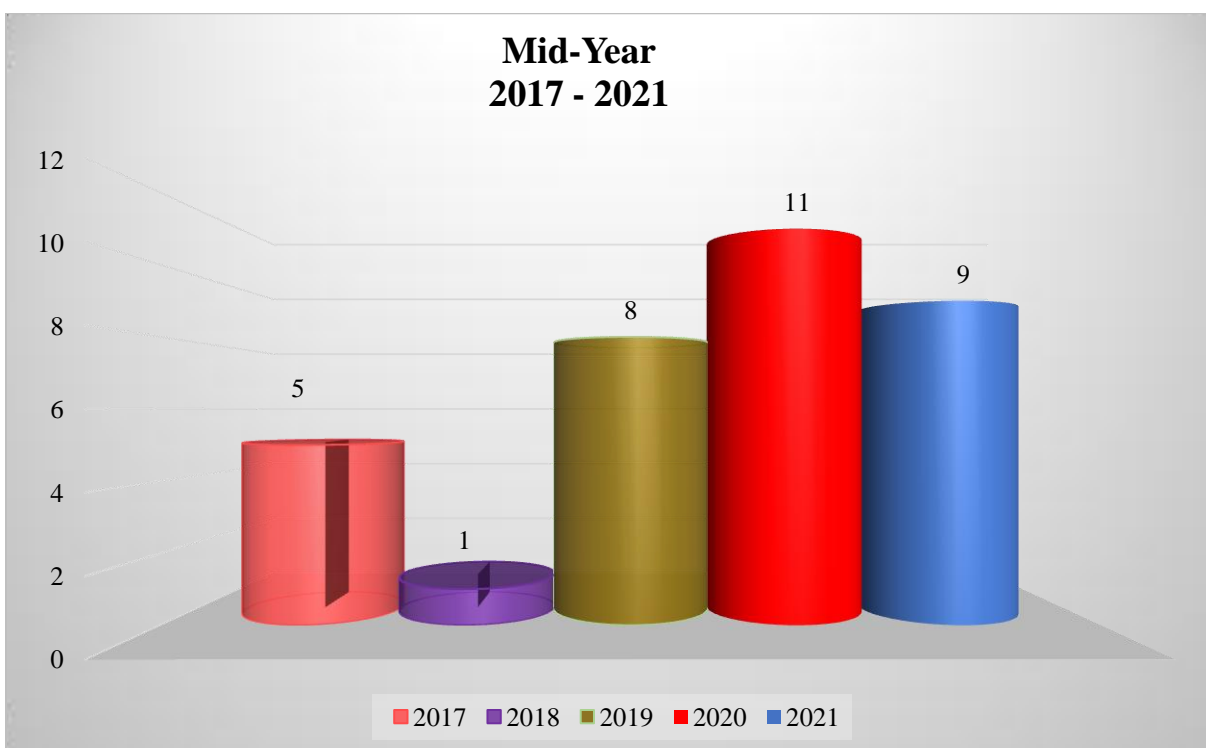
Incident	2021	2020	2019	2018	2017
Illegal Landing	6	3	9	0	0
Overstaying	3	3	3	0	0
Other Violation	29	20	20	15	25



**Human Smuggling
Mid-Year
2021 vs 2020**

Category	2021	2020	% Change
Trafficking in Persons	9	11	-18

Incident	2021	2020	2019	2018	2017
Trafficking in Persons	9	11	8	1	5



**Traffic Incidents – All Bahamas
Mid-Year 2021 vs 2020**

Fixed Penalty Notices – All Bahamas			
Category	2021	2020	% CHANGE
Fixed Penalty Notices	19,971	10,479	91

Road Accident Reports			
Category	2021	2020	% CHANGE
Fatal Accidents	20	28	-29
Damage only	2,958	2,877	3
Hit & Run	627	533	18
Minor Injuries	894	840	6
Serious Injuries	58	32	81

Victims of Fatal Accidents			
Category	2021	2020	% CHANGE
Fatal Crash Victims	19	26	-27

Road Accident Reports by District				
Accident Type	New Providence	Grand Bahama	Family Islands	Total
Fatality	6	9	5	20
Damage only	2418	449	91	2958
Hit & Run	554	64	9	627
Minor Injuries	656	167	71	894
Serious Injuries	11	29	18	58

**Training
Mid-Year 2021
Internal, External & International**

Training Session	# of Participants
World Health Organization Covid19 Vaccination Training	1
Covid19 Vaccination Training	15
AS/400 Computer Training (Reserves)	32
AS/400 Initial Training	7
AS/400 Refresher Course	2
Proficiency Lectures	950
Research and Evaluation for First Aid Education	1
Basic Life Support Instructor final Training Exercise	1
Clinical Care Severe Acute Respiratory Infection Online Course	1
Guidance on the use of Mask – Covid19 – WHO	1
Introduction to Polimyelitis Online Course – WHO	1
Covid19 Discourse Session	1
Sergeant's Management Course	85
Defensive Driving Course	40
Gaming Board Special Investigation and Intelligence Course	8
Sergeant's Management Course	80
Inspector's Leadership Course	23

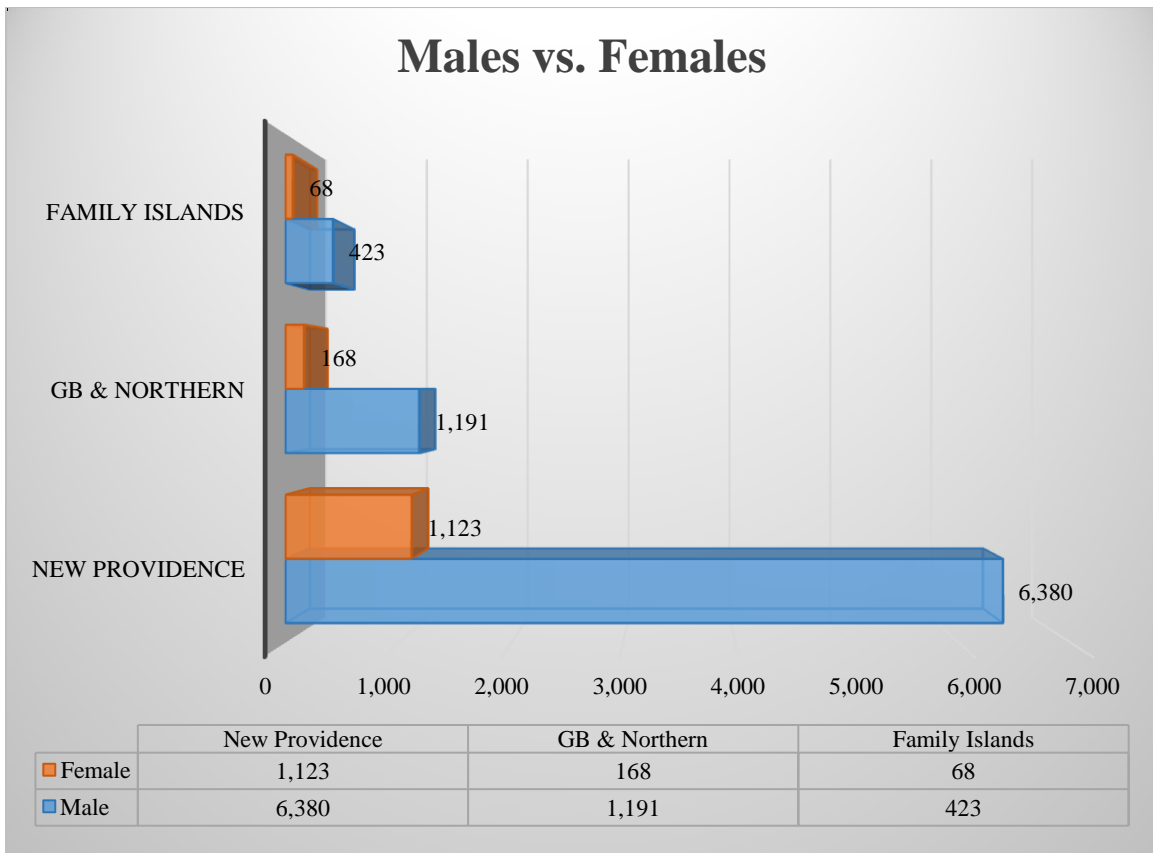
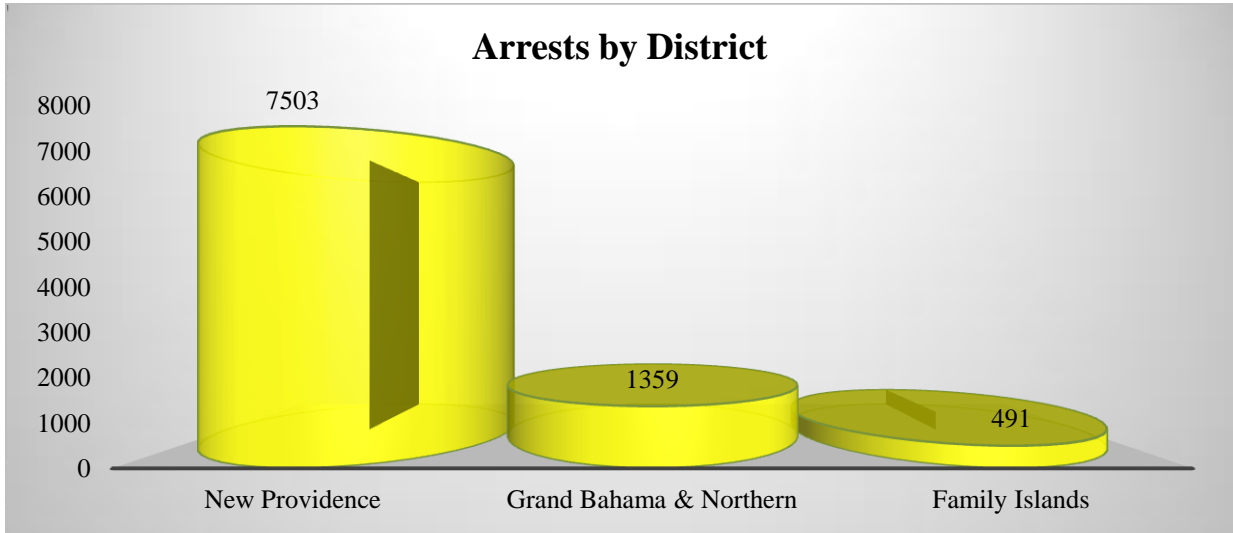
Corporal's Development Course	44
Crime Scene Investigation Course	24
Motor Cyclist Course	9
Defensive Driving Course	7
Domestic Violence Seminar	557
K-9 Tactical Training Course	19
ATV Training Course	14
Canine Professional Development Course	11
To be or not to be vaccinated webinar (hosted by UB)	2

**Training
Mid-Year 2021
Internal, External & International**

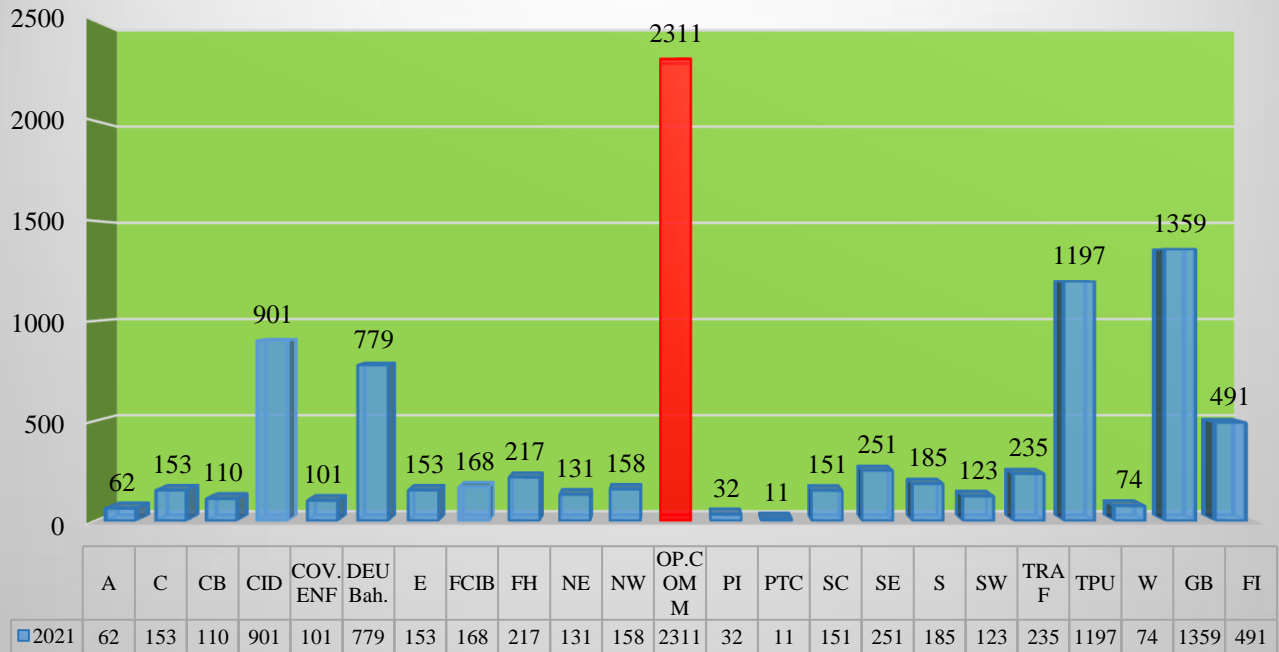
Covid19 vaccination training (hosted by WHO)	1
National Registration Recertification	1
National Drug Council Workshop-Excelling Under Pressure	15
AS-400 Initial Training	17
AS-400 Refresher Basic	2
AS 400 Supervisor Training	2
Advanced Cardiac Life Support Instructor Training	1
Bahamas National Drug Council Uniform Officers Virtual Conference	6
Safety in the Workforce & Environment Control Nursing Seminar	1
Firearms Initial	4
Medical Center Professional Development Training	6
Covid- 19 Ambassador Training and Orientation	14
Firearms Training for Immigration Department	12
Enforcement Training webinar- National Trust, ...	23
Total	2,041

Persons Arrested

For the period in review, the police arrested 9,353 persons for various major and minor offences throughout the Commonwealth of The Bahamas. **New Providence** accounted for 7,503 or 80% of all persons arrested, **Grand Bahama & the Northern Bahamas** accounted for 1,359 or 15%, and the **Family Islands District** accounted for 491 or 5%. Males accounted for 7,994 or 85% of arrests, and females accounted for the remaining 1359 or 15% of arrests.



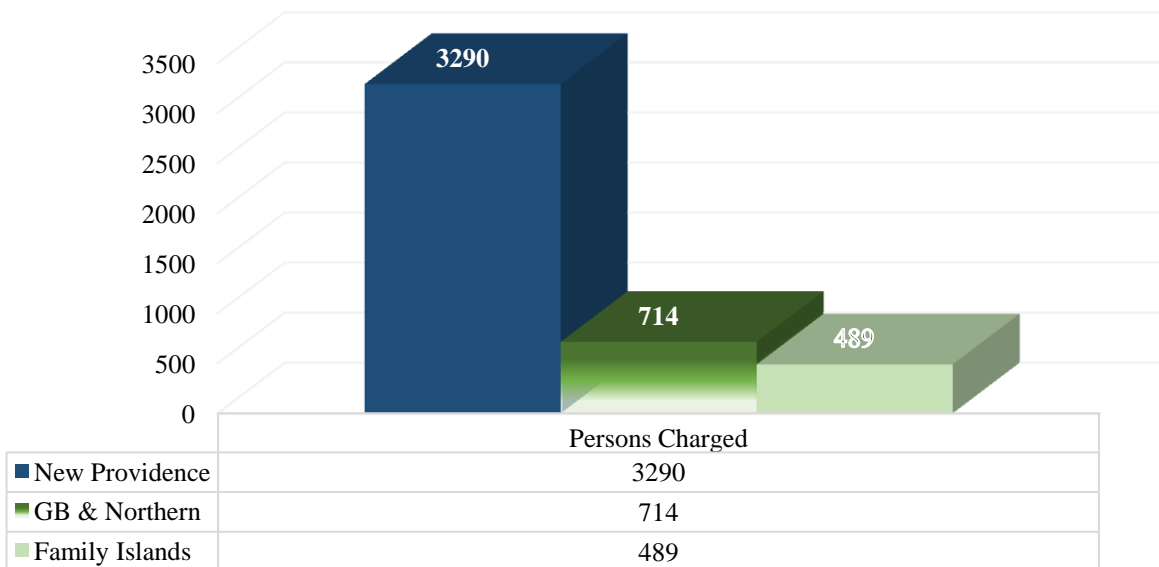
Arrests - Policing Division Mid-Year 2021



Persons Charged

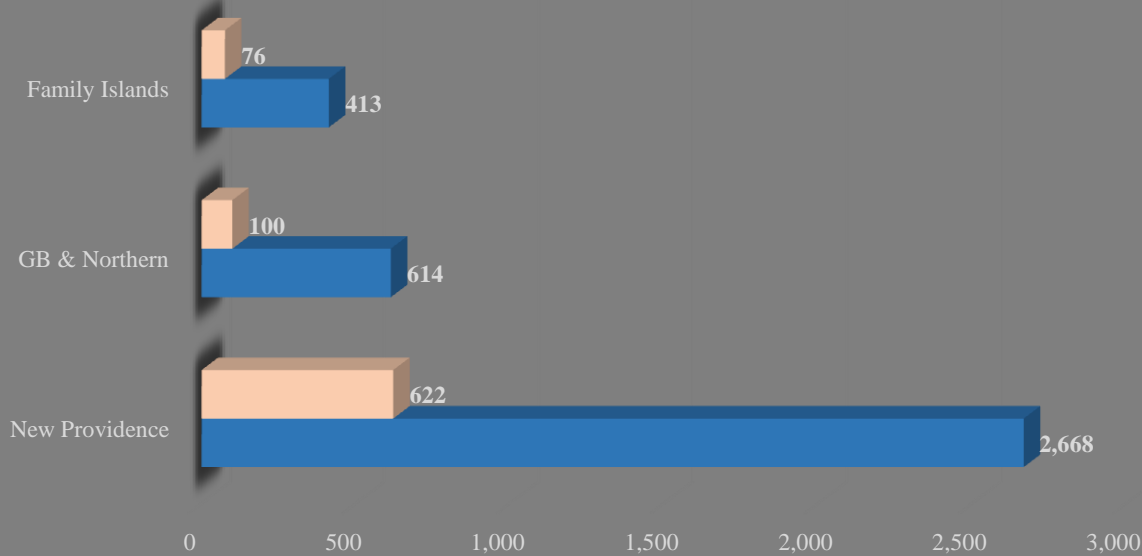
For the period in review, the police charged 4,493 persons for various major and minor offences throughout the Commonwealth of The Bahamas. **New Providence** accounted for 3,290 or 73% of all persons arrested, **Grand Bahama & the Northern Bahamas** accounted for 714 or 16%, and the **Family Islands District** accounted for 489 or 11%. Males accounted for 3,695 or 82% of persons charged, and females accounted for the remaining 798 or 18% of persons charged.

Charged - District



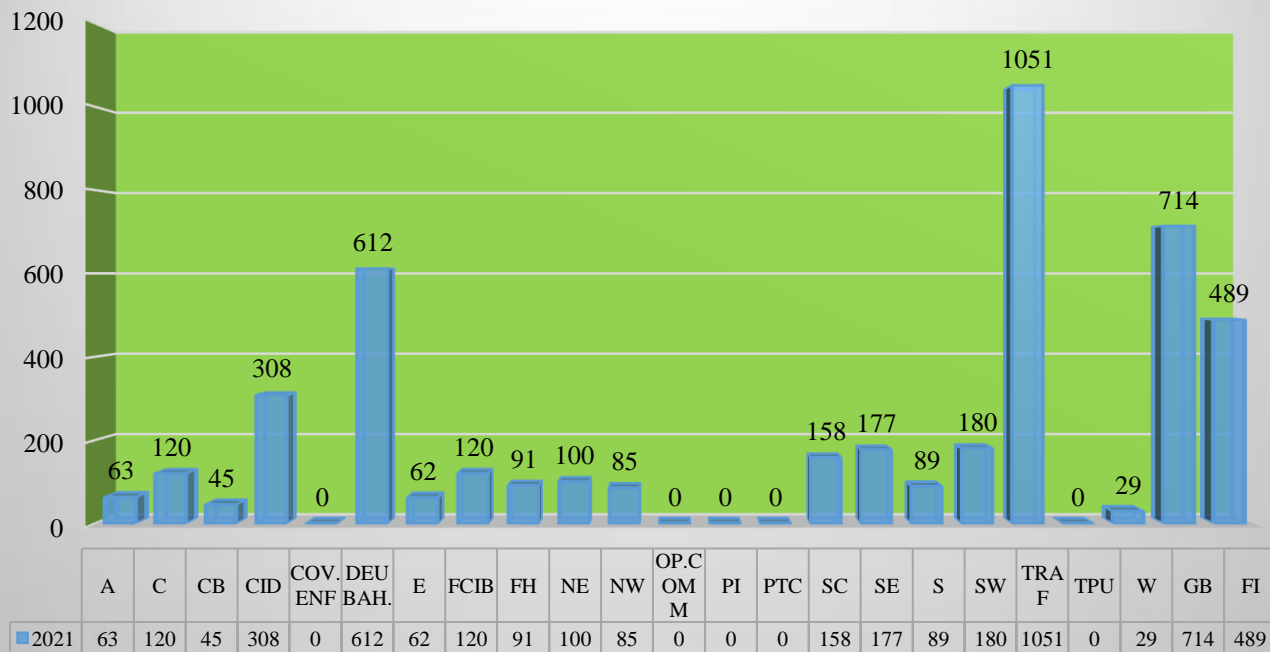
N.B. These are preliminary figures and are subject to change. Research and Policy Branch, RBPF.

Males vs. Females



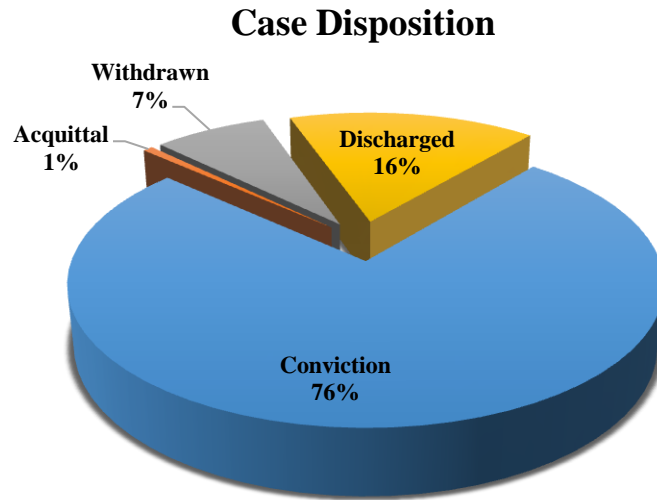
	New Providence	GB & Northern	Family Islands
Female	622	100	76
Male	2,668	614	413

Charged - Policing Division Mid-Year 2021

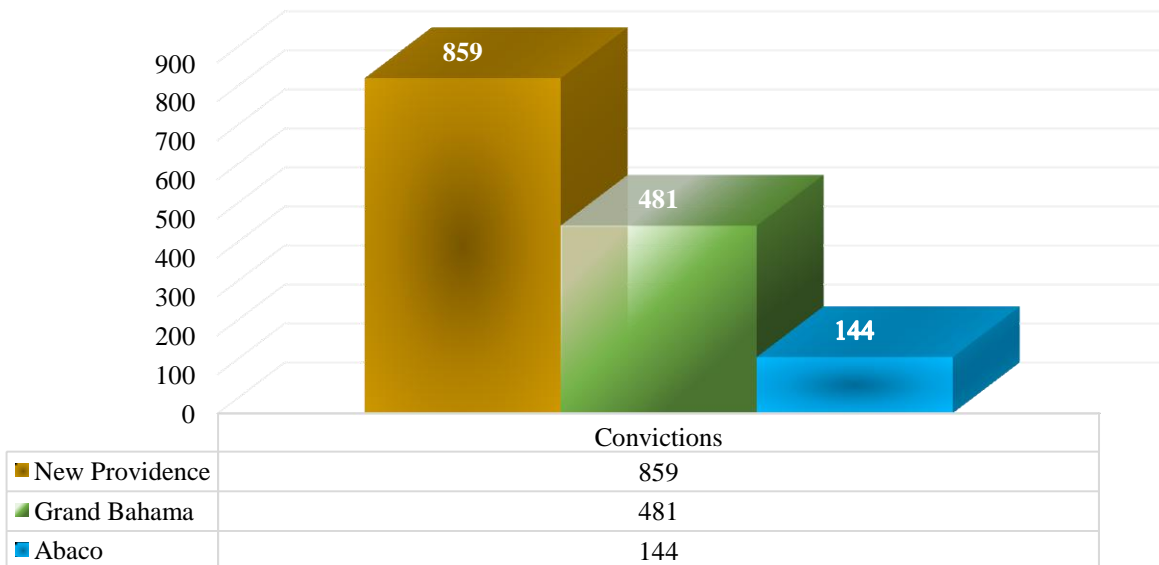


Court Case Disposition

For the period in review, there were 1,484 convictions in the Magistrates Court and 13 acquittals. Three hundred, twenty-two matters were discharged and 147 matters were withdrawn by the virtual complainant.



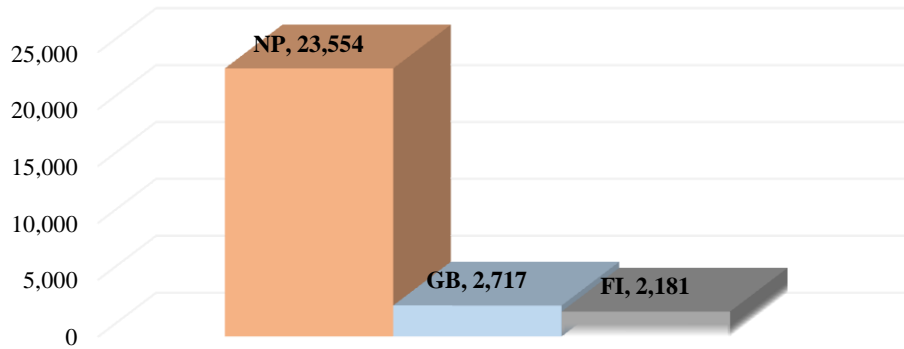
Convictions



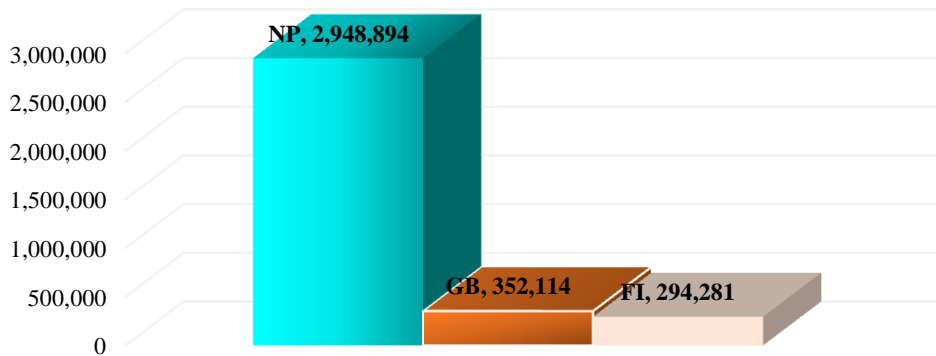
Productivity Loss

For the period in review, the Organization accounted for 28,452 sick days at an estimated loss of \$3.596m. Police Officers on industrial leave accounted for 5,810 or 20% of the overall sick days. The contracted ranks accounted for \$3.225m or 90% of all productivity losses due to sick reports. The New Providence District accounted for \$2.949m or 82% of the overall productivity losses with Grand Bahama District and the Family Islands District accounting for 10% and 8% respectively.

Sick Days - District



Productivity Loss- District



Productivity Loss by Rank

